





Merrytek Sense Infinitely

# Lighting Sensor Catalog



Shenzhen Merrytek Technology Co., Ltd

+86 (0)755 2305 7253/59

+86 (0)755 2786 3012

www.merrytek.com

sales@merrytek.com

No.17th Building, Dianda Guyuan Industrial Park, Mashantou Community,  
Matian Street, Guangming District, Shenzhen, China, 518106





# Content

## Enterprise Section

About Merrytek .....	01
Development History.....	03
Social Recognition.....	05
Technology Evolution.....	07

## Product Section

### High Bay Light Series

Microwave Sensor 12m High Installation Series.....	12
Microwave Sensor 15m High Installation Series.....	14
Microwave Sensor 15m High Installation Series / Networking Sensor .....	16
Infrared Sensor 12m High Installation Series.....	18
Infrared Sensor 12m High Installation Series / Networking Sensor .....	20
Infrared Sensor 15m High Installation Series.....	22
Infrared Sensor 15m High Installation Series / Networking Sensor .....	24
MC054V RC Series.....	26

### Panel Light Series

24GHz Microwave Presence Sensor Series.....	30
24GHz Microwave Presence Sensor Series / Networking Sensor .....	32
Infrared Sensor Series.....	34
Infrared Sensor Series / Networking Sensor .....	36
MLC40C-P4 / Inductive Driven .....	37
MLC40C-P4 / Inductive Driven .....	38

### Ceiling Light Series

MC002D Series / DC Controller .....	42
MC030S L / AC Controller.....	43
MC097D 99 / AC Controller .....	44
MC131D Series / AC Controller .....	46
MC137D Series / AC Controller.....	48
MC176D Series / AC Controller.....	50
MC053V D RF / AC Controller .....	51
MC030S L / AC Controller.....	52
MC119S / AC Controller .....	53
MC172S / AC Controller .....	54
MC090S Series / AC Controller.....	56
MC095S / AC Controller .....	57
MC605V D 99 / AC Controller .....	58
MC130S Series / AC Controller.....	60
MC173S B1 / Casambi AC DALI Controller .....	61
MC177S B1 / Casambi AC Switch Controller.....	62
MC049V Series / AC Controller.....	64
MC083S RC / AC Controller.....	65
MC083V RC / AC Controller.....	66

MC113S D IR / AC Controller.....	67
MC053V RF / Networking Controller Induction Driven.....	68
MLC15CC-PD / Inductive Driven.....	69
MLC40CC-PD / Inductive Driven.....	70
MLC28CC-PD / Inductive Driven.....	71
MLC20C-P2 / Inductive Driven.....	72
MLC16C-DP2 / Inductive Driven .....	73
MLC16C-DP3 / Inductive Driven .....	74
MLC18C-PRF R / Inductive Driven .....	75
MLC18C-NDP2 / Inductive Driven.....	76
MLC25C-DP2 / Inductive Driven .....	77
MLC28C-NDP2 / Inductive Driven.....	78
MLC28C-DP2 / Inductive Driven .....	79
MLC20C-PS1 / Inductive Driven.....	80
MIC17-5GH Series / Supermarket Module .....	82
MIC18-5GH Series / Engineering Module.....	84
MIC36-5GH 99 Series / Engineering Module .....	85
MIC70-24GH / Presence Module.....	87

### Tri-proof Light Series

MC087D Series / DC Controller .....	91
MC087D 99 Series / DC Controller .....	93
MC087D 99 B Series / DC Networking Controller .....	95
MC628D RC / DC Controller .....	97
MC083V 99 / AC Controller .....	98
MC077V 99 Series / AC Controller.....	99
MC098S Series / AC Controller.....	101
MC098S 99 Series / AC Controller .....	105
MC087V RC / AC Controller .....	107
MC612V D 99 / AC Controller.....	108
MC613V D 99 / AC Controller .....	109
MC628S RC / AC Controller .....	110
MC628V RC / AC Controller.....	111
MC168S IR / AC Controller.....	112
MC188V 99 / AC Controller .....	113
MLC20C-NPS / MLC40C-NPS / MLC60C-NPS / Inductive Driven .....	114
MLC20C-PS2 / MLC40C-PS / MLC60C-PS / Inductive Driven .....	115
MLC25C-PS / MLC40C-PS1 / MLC65C-PS / Inductive Driven .....	117
MC085S Series / AC Controller .....	119

### Light Sensor Series

MS02 Series .....	121
MS23 Z Series .....	122
MS10 Series.....	123

### Remote Control Series

MH10 .....	125
MH16 .....	126
MH17 .....	127
MH23 .....	128

# Company Profile

## Dedicated to innovation in intelligent lighting and sensing control for 17 years

Merrytek was founded in 2011. Headquartered in Shenzhen, the city of innovation and vitality. We are a leading provider of "Intelligent lighting control and Smart sensing solutions" in China.

As a pioneer in technological innovation of intelligent lighting control components, microwave radar/PIR/environmental sensors, we continue to provide professional products and technical solutions for fields such as intelligent lighting, smart buildings, smart homes, security door control, and health and elderly care.



## Global Market

Merrytek is supported by its Shenzhen headquarters and has multiple offices and channel agents in provinces/cities such as Fujian, Shandong, Henan, Shaanxi, Shanxi, Hangzhou, Suzhou, Zhongshan, Changsha, Wuhan, Chengdu, Chongqing, and Shanghai. In addition to the Chinese market, Merrytek's products are also exported to countries and regions such as Europe, South America, North America, Southeast Asia, and Central Asia, providing high-quality products and services to over 1100 customers in 110 countries/regions.

INNOVATION  
INTEGRITY

PROGRESS  
HONESTY

EFFICIENCY  
COOPERATION



2011

Established in Shenzhen



60+

R&D Team



600+

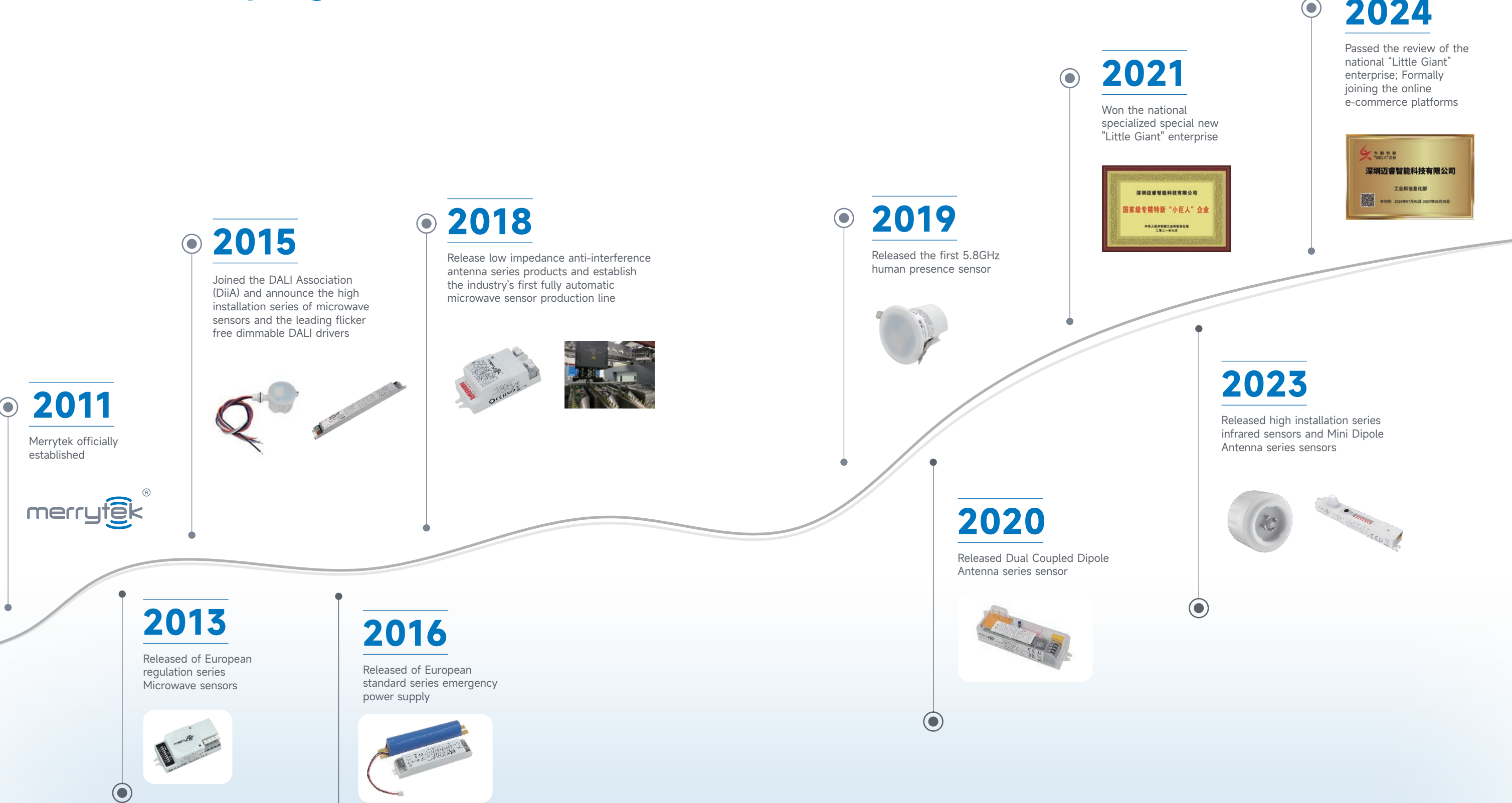
Authorized Patent



1100+

Serve Customers

# Developing Process





# Social Recognition



Shenzhen Intellectual Property  
Advantage Unit



National Intellectual Property  
Advantage Enterprise



National High Tech  
Technology Companies



Guangdong Provincial Engineering Technology  
Research Center for Intelligent Sensors of  
Human Body Microwave Detection



Famous Brand in Shenzhen



National Level Specialized and  
Innovative "Little Giant" Enterprise



# Intellectual Property

Since its establishment, Merrytek has accumulated over 600 intellectual property rights.

Intellectual Property

600+

Domestic Invention Patents

60

Foreign Invention Patents

17

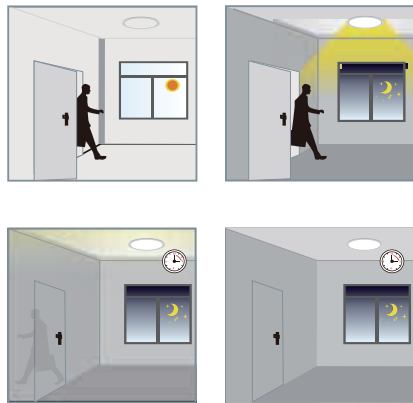


# Technological Evolution

2008

## The first generation planar antenna microwave detection technology

It takes the lead in unlocking 5.8GHz planar micro-band antenna scheme in China to replace infrared induction matching luminaries and solve the problems of complex structure, short life and easy interference from environmental changes of induction luminaries.



2015

## The first generation planar antenna high-mounted microwave detection technology

It is the first in the industrial and mining luminaries that supports 15m installation height, promoting the application of microwave induction energy saving schemes in high-roof environments such as warehouses, halls and museums.



2018

## Narrow planar microwave antenna

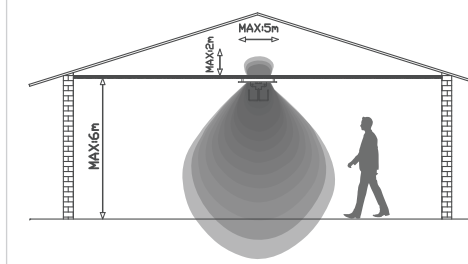
Miniaturized planar microwave induction antenna suitable for small size luminaries.



2020

## Dipole antenna technology

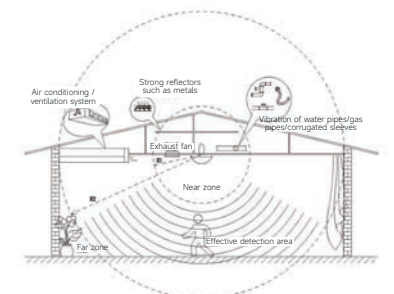
Using dipole antenna, small opening size, high gain, large beam angle, widely used in tri-proof light, line lights, etc, to solve the problem that detection area is short and the performance is unstable in parking lot application



2024

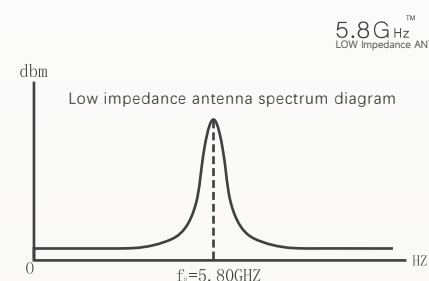
## Microwave dynamic ranging partition detection technology

Anti interference algorithm for near-field shielding and far-field exclusion, Strengthen technical pre research capabilities and introduce a team of postdoctoral experts. Heavy launch of near area shielding and far area exclusion, stepping resistance and anti-interference. Improve 5.8GHz microwave mobile sensor and 24GHz The sensor performance of the body is at the forefront of the industry.



## The second generation planar antenna microwave detection technology

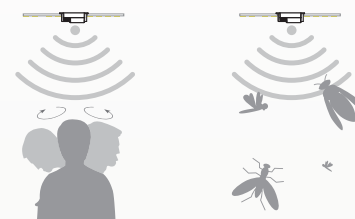
Resistance-capacitance step-down power supply, output positive and negative control relay, reduce stand-by power consumption, optimize product volume, reduce raw material cost.



2014

## Minor-motion technique

It is the first microwave sensing in the industry that uses microwave to detect minor movement ( head up, head shaking, body movement, etc.), laying a technical foundation for the presence of induction.



## Minor-motion technique

Using the core patent algorithm to resist the breeze, drizzle, birds and mosquitoes caused by the false trigger, laying the foundation for outdoor application of microwave technology.

2017

## Daylight harvesting control technology Low impedance planar antenna technology Hybrid detection technology (Algorithm Breakthrough) 5.8GHz microwave breath presence detection technique

The industry is the first to use 5.8GHz, ISM microwave frequency band to detect the stationary presence of human body. The product adopts the 'dual-feed high-gain large-beam angel' low-impedance antenna independently developed by Merrytek. The product can resist 2.4GHz Bluetooth, WiFi, ZigBee and other wireless interference signals, and also has the ability to detect breathing signals when the human body is at rest to realize the human presence detection function.



## The second generation planar antenna highmounted microwave detection technology

2019

## Human body Lifebeing and posture recognition and detection technology

Adopt 60GHz millimeter wave radar 4D imaging technology and adopt AI algorithm and deep self-learning, adaptive algorithm! Identify human walking track and posture detection(fall detection)and human Lifebeing detection! Become the star product of the pension industry!

## Differential antenna and new disturbance rejection algorithm technology

New antenna and differential balance mixing circuit, close to 0.1MW weak power current transmission, to achieve the compatibility of the same frequency band equipment, no interference, no wall, no glass, no self-excitation, suitable for indoor environment accurate detection and interval definition.



2022



# High Bay Light Series

## Product Features

Merrytek provides professional and reliable installation height ranging from 10m to 15m for industrial and mining lamp series PIR A sensor product that integrates mobile detection and light sensing is available for customers to choose from.

The series of products adopt portable top pin interface, headphone interface, Zhaga book18, Zhaga10 and other interfaces. Simultaneously providing communication Equipped with DC power supply, output switch, 0-10V, DALI and other dimming signals, suitable for IOT ecosystems such as Casambi, Tuya, Silvair, etc Product.

## Product Series

MC054V RC series, MC079D 99 series, MC079DIR series, MDA079D series, etc., can be adapted to UFO Various lighting fixtures such as Highbay and Linear Highbay meet the energy-saving needs of lighting in high installation scenarios such as large warehouses and factories.








# Microwave Sensor / 12m High Installation Series


## Product Features


- This series of products adopts patented high gain antenna technology, with higher installation height and wider coverage area
- Adopting multiple interfaces such as portable pin interface, headphone interface, Zhaga interface, etc., you can choose with confidence
- Maximum installation height of 12m, suitable for most warehouses
- Highly sealed shell design, IP65 waterproof
- Support remote control adjustment of sensing parameters
- Adjustable sensing range (high/low sensitivity), adaptable to strong reflective metal environments, stable and non self exciting


  
Movement Detection


  
High Gain Antenna


  
Light Sensing Threshold

  
Switch Function

  
Dimming Function

  
0-10V Dimming

  
Parameter Adjustment

  
5-year Warranty



MC079D 99 Z



MC079D 99 A



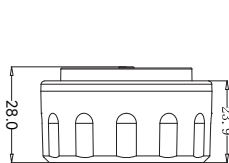
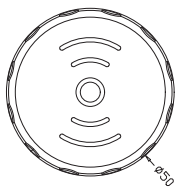
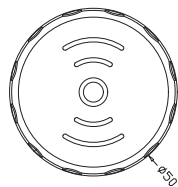
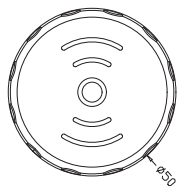
MC079D 99 DI



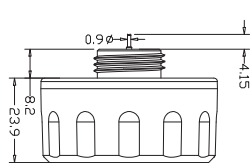
## Key Parameter / Dimension Diagram

	MC079D 99 Z	MC079D 99 A	MC079D 99 DI
Operating Frequency	5.8GHz ± 75MHz, ISM frequency band	5.8GHz ± 75MHz, ISM frequency band	5.8GHz ± 75MHz, ISM frequency band
Rated Voltage	12±1V DC	12±1V DC	12±1V DC
Working Current	25±3mA	25±3mA	25±3mA
Output Signal	0-10V DC dimming signal	0-10V DC dimming signal	0-10V DC dimming signal
Installation Height	10m(Typical Value) / 12m(Maximum Value)	10m(Typical Value) / 12m(Maximum Value)	10m(Typical Value) / 12m(Maximum Value)
Detecting Radius	≥5m	≥5m	≥5m
Protection Grade	IP65	IP65	IP65

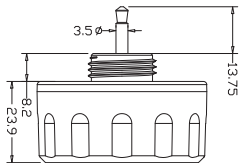
Unit: mm



MC079D 99 Z



MC079D 99 A



MC079D 99 DI

## Adapted Luminaires



High Bay Light



Linear Light

## Application Scenarios



Stadium




Warehouse





# Microwave Sensor / 15m High Installation Series

## Product Features


- This series of products adopts patented high gain antenna technology, with higher installation height and wider coverage area
- Adopting multiple interfaces such as portable pin interface, headphone interface, Zhaga interface, etc., you can choose with confidence
- Maximum installation height of 15m suitable for most warehouses
- Highly sealed shell design, IP65 waterproof
- Support remote control adjustment of sensing parameters
- Adjustable sensing range (high/low sensitivity), adaptable to strong reflective metal environments, stable and non self exciting


  
Movement Detection


  
High Gain Antenna


  
Light Sensing Threshold


  
Light Control Priority

  
Light Control Adaptive

  
Switch Function

  
Dimming Function

  
0-10V Dimming

  
Parameter Adjustment

  
5-year Warranty



MC079D 99 Z



MC079D 99 A

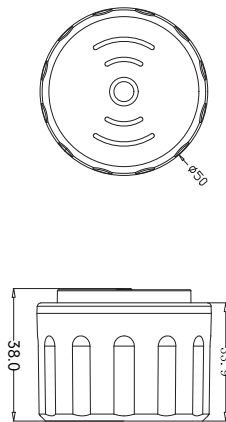


MC079D 99 DI

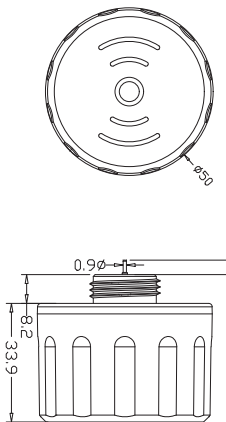
## Key Parameter / Dimension Diagram

	MC079D 99 Z	MC079D 99 A	MC079D 99 DI
Operating Frequency	5.8GHz ± 75MHz, ISM frequency band	5.8GHz ± 75MHz, ISM frequency band	5.8GHz ± 75MHz, ISM frequency band
Rated Voltage	12±1V DC	12±1V DC	12±1V DC
Working Current	25±3mA	25±3mA	25±3mA
Output Signal	0-10V DC dimming signal	0-10V DC dimming signal	0-10V DC dimming signal
Installation Height	12m(Typical Value) / 15m(Maximum Value)	12m(Typical Value) / 15m(Maximum Value)	12m(Typical Value) / 15m(Maximum Value)
Detecting Radius	≥5m	≥5m	≥5m
Protection Grade	IP65	IP65	IP65

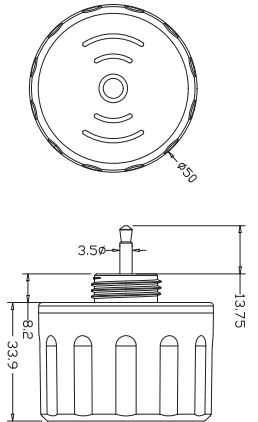
Unit: mm



MC079D 99 Z



MC079D 99 A



MC079D 99 DI

## Adapted Luminaires



High Bay Light

Linear Light

## Application Scenarios



Stadium

Warehouse

# Microwave Sensor / 15m High Installation Series

Networking Sensor

## Product Features

- This series of products adopts patented high gain antenna technology, with higher installation height and wider coverage area
- Multiple interfaces such as portable top pin interface, headphone interface, Zhaga interface, etc., can be selected with confidence
- 12V DC input, suitable for DC systems or LED power supplies with 12V DC auxiliary power output
- 0-10V dimming port, optional two-stage/three-stage dimming, adjustable sensing range
- Maximum indoor installation height of 15m
- All sensing parameters can be set through the remote control/Casambi App/Silvair App, which can achieve wireless 2.4G/Casambi/Silvair networking



Movement Detection

High Gain Antenna

Light Sensing Threshold

Light Control Priority

Light Control Adaptive

Wireless Networking

Linkage Intelligence

Switch Function

Dimming Function

0-10V Dimming

Parameter Adjustment

5-year Warranty



MC079D 99 ZB Series



MC079D 99 AB Series

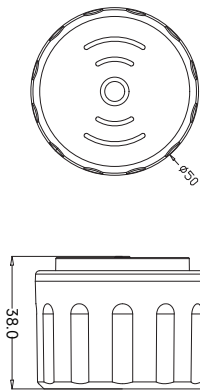


MC079D 99 DIB Series

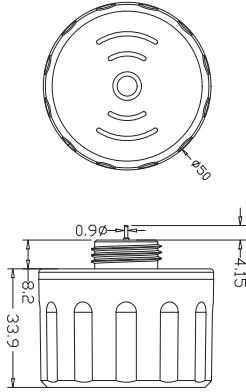
## Key Parameter / Dimension Diagram

	MC079D 99 ZB Series	MC079D 99 AB Series	MC079D 99 DIB Series
Model/ Networking Method	MC079D 99 ZB / 2.4G RF Networking MC079D 99 ZB1 / Casambi Networking MC079D 99 ZB3 / Silvair Networking	MC079D 99 AB / 2.4G RF Networking MC079D 99 AB1 / Casambi Networking MC079D 99 AB3 / Silvair Networking	MC079D 99 DIB / 2.4G RF Networking MC079D 99 DIB1 / Casambi Networking MC079D 99 DIB3 / Silvair Networking
Operating Frequency	5.8GHz ± 75MHz, ISM frequency band	5.8GHz ± 75MHz, ISM frequency band	5.8GHz ± 75MHz, ISM frequency band
Rated Voltage	12±1V DC	12±1V DC	12±1V DC
Working Current		55±5mA: 2.4G RF Version 45±5mA: Casambi, Silvair Version	
Distance		15m / 30m	
Output Signal		0-10V DC dimming signal	
Installation Height		12m(Typical Value) / 15m(Maximum Value)	
Detecting Radius		≥5m	
Protection Grade		IP65	

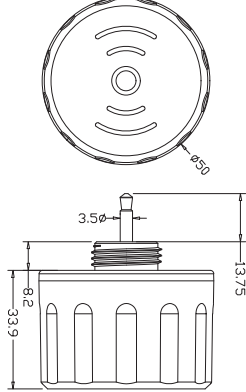
Unit: mm



MC079D 99 ZB Series



MC079D 99 AB Series



MC079D 99 DIB Series

## Adapted Luminaires



High Bay Light

Linear Light

## Application Scenarios



Parking Lot

Warehouse

# Infrared Sensor / 12m High Installation Series

## Product Features

- This series of products adopts passive infrared detection technology, which can accurately identify human movement signals
- Maximum installation height of 12m, suitable for most warehouses
- Adopting various interfaces such as portable top pin interface, headphone interface, Zhaga book18, Zhaga10 interface, etc., you can choose with confidence
- Highly sealed shell design, IP65 waterproof rating
- Support remote control adjustment of sensing parameters
- PIR high installation sensor



Movement Detection

PIR

Light Sensing Threshold

Light Control Priority

Light Control Adaptive

Switch Function

Dimming Function

0-10V Dimming

Parameter Adjustment

5-year Warranty



MC079D IR Z



MC079D IR A

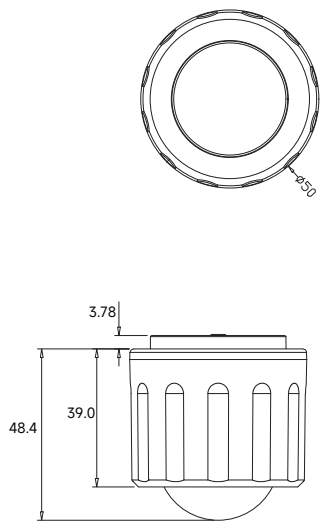


MC079D IR DI

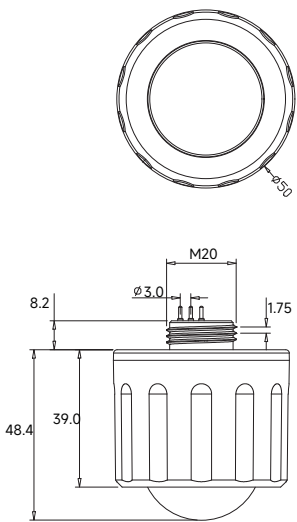
## Key Parameter / Dimension Diagram

	MC079D IR Z	MC079D IR A	MC079D IR DI
Testing Method	PIR	PIR	PIR
Rated Voltage	12±1V DC	12±1V DC	12±1V DC
Working Current	12±2mA	12±2mA	12±2mA
Output Signal	0-10V DC dimming signal	0-10V DC dimming signal	0-10V DC dimming signal
Installation Height	10m(Typical Value) / 12m(Maximum Value)	10m(Typical Value) / 12m(Maximum Value)	10m(Typical Value) / 12m(Maximum Value)
Detecting Radius	≥5m	≥5m	≥5m
Protection Grade	IP65	IP65	IP65

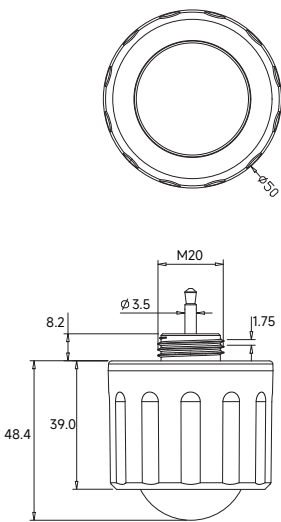
Unit: mm



MC079D IR Z



MC079D IR A



MC079D IR DI

## Adapted Luminaires



High Bay Light



Linear Light

## Application Scenarios



Stadium



Warehouse

# Infrared Sensor / 12m High Installation Series

Networking Sensor

## Product Features

- This series of products adopts passive infrared detection technology, which can accurately identify human movement signals
- Maximum installation height of 12m, suitable for most warehouses
- Adopting various interfaces such as portable top pin interface, headphone interface, Zhaga book18, Zhaga10 interface, etc., you can choose with confidence
- Highly sealed shell design, IP65 waterproof rating
- Support remote control adjustment of sensing parameters
- PIR high installation sensor



Movement Detection

PIR

Light Sensing Threshold

Light Control Priority

Light Control Adaptive

Wired Networking

Wireless Networking

Linkage Intelligence

Switch Function

Dimming Function

0-10V Dimming

Parameter Adjustment

5-year Warranty

DALI

D4i



MC079D IR ZB Series



MC079D IR AB Series

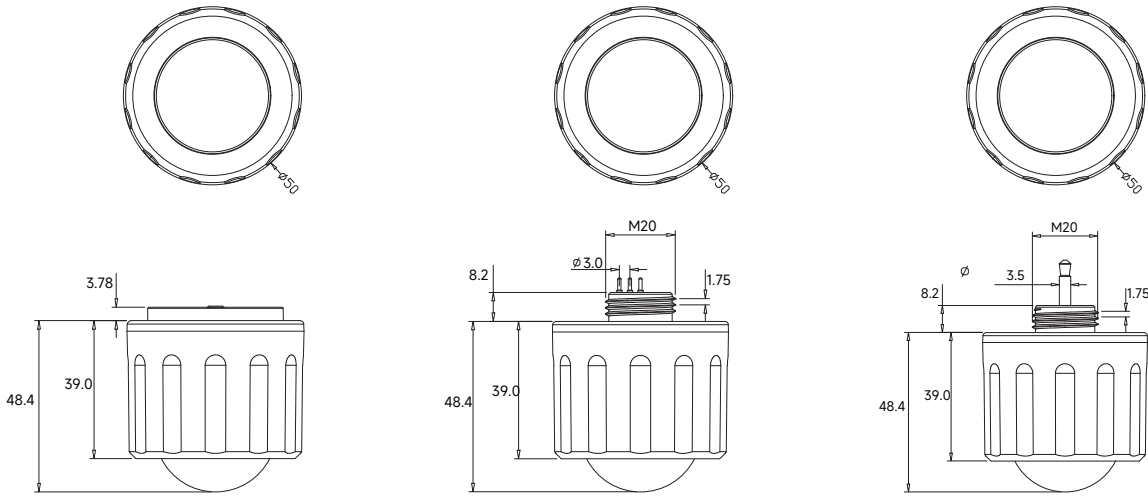


MC079D IR DIB Series

## Key Parameter / Dimension Diagram

	MC079D IR ZB Series	MC079D IR AB Series	MC079D IR DIB Series
Model/ Networking Method	MC079D IR ZB / 2.4G RF Networking MC079D IR ZB1 / Casambi Networking MDA079D IR ZB1 / Casambi Networking MC079D IR ZB3 / Silvoir Networking MDA079D IR Z / DALI Networking	MC079D IR AB / 2.4G RF Networking MC079D IR AB1 / Casambi Networking MDA079D IR AB1 / Casambi Networking MC079D IR AB3 / Silvoir Networking MDA079D IR A / DALI Networking	MC079D IR DIB / 2.4G RF Networking MC079D IR DIB1 / Casambi Networking MDA079D IR DIB1 / Casambi Networking MC079D IR DIB3 / Silvoir Networking MDA079D IR DI / DALI Networking
Testing Method	PIR		
Rated Voltage	12±1V DC		
Working Current	35±5mA		
Distance	15m / 30m		
Output Signal	0-10V DC dimming signal; DALI dimming signal		
Installation Height	10m(Typical Value) / 12m(Maximum Value)		
Detecting Radius	≥5m		
Protection Grade	IP65		

Unit: mm



MC079D IR ZB Series

MC079D IR AB Series

MC079D IR DIB Series

## Adapted Luminaires



High Bay Light

Linear Light

## Application Scenarios



Parking Lot

Warehouse



# Infrared Sensor / 15m High Installation Series

## Product Features

- This series of products adopts passive infrared detection technology, which can accurately identify human movement signals
- Maximum installation height of 15m, suitable for most warehouses
- Adopting various interfaces such as portable top pin interface, headphone interface, Zhaga book18, Zhaga10 interface, etc., you can choose with confidence
- Highly sealed shell design, IP65 waterproof rating
- Support remote control adjustment of sensing parameters
- PIR high installation sensor



Movement Detection

PIR

Light Sensing Threshold

Light Control Priority

Light Control Adaptive

Switch Function

Dimming Function

0-10V Dimming

Parameter Adjustment

5-years Warranty



MC079D IR2 Z



MC079D IR2 A

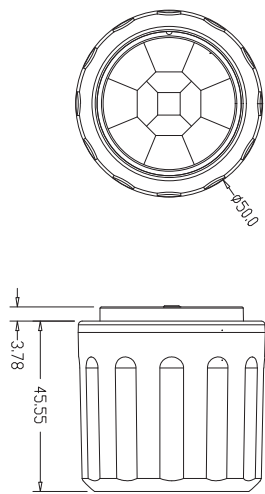


MC079D IR2 DI

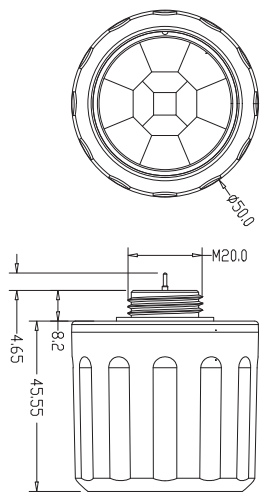
## Key Parameter / Dimension Diagram

	MC079D IR2 Z	MC079D IR2 A	MC079D IR2 DI
Testing Method	PIR	PIR	PIR
Rated Voltage	12±1V DC	12±1V DC	12±1V DC
Working Current	12±3mA	12±3mA	12±3mA
Output Signal	0-10V DC dimming signal	0-10V DC dimming signal	0-10V DC dimming signal
Installation Height	12m(Typical Value) / 15m(Maximum Value)	12m(Typical Value) / 15m(Maximum Value)	12m(Typical Value) / 15m(Maximum Value)
Detecting Radius	≥5m	≥5m	≥5m
Protection Grade	IP65	IP65	IP65

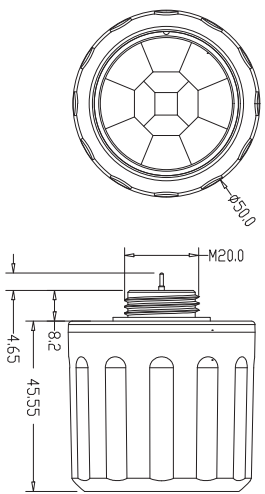
Unit: mm



MC079D IR2 Z



MC079D IR2 A



MC079D IR2 DI

## Adapted Luminaires



High Bay Light

Linear Light

## Application Scenarios



Stadium

Warehouse

# Infrared Sensor / 15m High Installation Series

Networking Sensor

## Product Features

- 12V DC input, suitable for DC systems or LED power supplies with 12V DC auxiliary power output
- Adopting multiple interfaces such as portable pin interface, headphone jack, interface jack, etc., you can choose with confidence
- 0-10V dimming port, optional two-stage/three-stage dimming, adjustable sensing range
- Mini PIR infrared detection sensor
- Maximum indoor installation height of 15m
- All sensing parameters can be set through the remote control/Casambi App/Silvair App/DALI host, and wireless control can be achieved 2.4G/Casambi/Silvir/DALI networking



Movement Detection

PIR

Light Sensing Threshold

Light Control Priority

Light Control Adaptive

Wired Networking

Wireless Networking

Linkage Intelligence

Switch Function

Dimming Function

0-10V Dimming

Parameter Adjustment

5-year Warranty

DALI

D4i



MC079D IR2 ZB Series

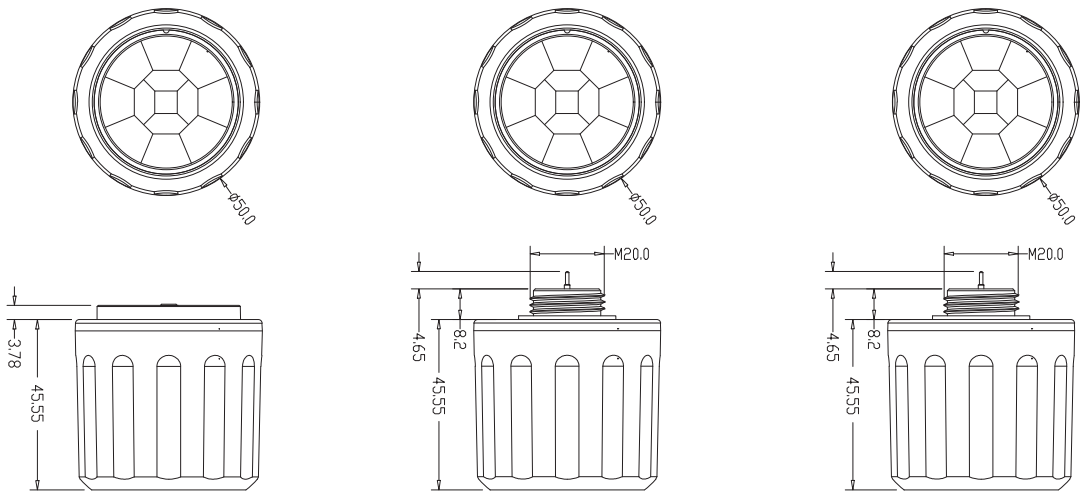
MC079D IR2 AB Series

MC079D IR2 DIB Series

## Key Parameter / Dimension Diagram

	MC079D IR2 ZB Series	MC079D IR2 AB Series	MC079D IR2 DIB Series
Model/ Networking Method	MC079D IR2 ZB / 2.4G RF Networking MC079D IR2 ZB1 / Casambi Networking MDA079D IR2 ZB1 / Casambi Networking MC079D IR2 ZB3 / Silvair Networking MDA079D IR2 Z / DALI Networking	MC079D IR2 AB / 2.4G RF Networking MC079D IR2 AB1 / Casambi Networking MDA079D IR2 AB1 / Casambi Networking MC079D IR2 AB3 / Silvair Networking MDA079D IR2 A / DALI Networking	MC079D IR2 DIB / 2.4G RF Networking MC079D IR2 DIB1 / Casambi Networking MDA079D IR2 DIB1 / Casambi Networking MC079D IR2 DIB3 / Silvair Networking MDA079D IR2 DI / DALI Networking
Testing Method	PIR		
Rated Voltage	12±1V DC		
Working Current	35±5mA		
Distance	15m / 30m		
Output Signal	0-10V DC dimming signal; DALI dimming signal		
Installation Height	12m(Typical Value) / 15m(Maximum Value)		
Detecting Radius	≥5m		
Protection Grade	IP65		

Unit: mm



MC079D IR2 ZB Series

MC079D IR2 AB Series

MC079D IR2 DIB Series

## Adapted Luminaires



High Bay Light

Linear Light

## Application Scenarios



Parking Lot

Warehouse

# MC054V RC Series

## Product Features

- The product adopts the latest microwave circuit design, combined with 1-10V LED driver, which can achieve two-stage/three-stage dimming function, Light control priority function or light control adaptive function
- Patented high gain antenna, suitable for high installation environments
- High/low sensitivity mode is optional, and low sensitivity mode can be used in strong reflective environments without triggering errors
- Supports a maximum installation height of 15m and can set sensing parameters through MH10 remote control, suitable for various installation scenarios



Movement Detection



High Gain Antenna



Light Sensing Threshold



Light Control Priority



Light Control Adaptive



Switch Function



Dimming Function



0-10V Dimming



Parameter Adjustment



5-year Warranty

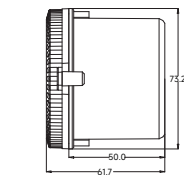


MC054V RC2 / MC054V RC3 / MC054V RC4

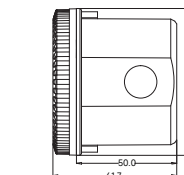
## Key Parameter / Dimension Diagram

	MC054V RC2	MC054V RC3	MC054V RC4
Operating Frequency	5.8GHz ± 75MHz, ISM frequency band	5.8GHz ± 75MHz, ISM frequency band	5.8GHz ± 75MHz, ISM frequency band
Rated Load	120V AC / 4A, 277V AC / 3A	120V AC / 4A, 277V AC / 3A	120V AC / 4A, 277V AC / 3A
Rated Voltage	120-277V AC, 60Hz	120-277V AC, 60Hz	120-277V AC, 60Hz
Output Signal	ON/OFF signal; 1-10V DC dimming signal	ON/OFF signal; 1-10V DC dimming signal	ON/OFF signal; 1-10V DC dimming signal
Standby Power	≤ 1W	≤ 1W	≤ 1W
Installation Height	12m(Typical Value) / 15m(Maximum Value)	12m(Typical Value) / 15m(Maximum Value)	12m(Typical Value) / 15m(Maximum Value)
Detecting Radius	≥ 3m	≥ 3m	≥ 3m
Protection Grade	IP65	IP65	IP65
Light Control Function	Light control threshold	Light control priority	Light control adaptive

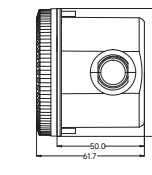
Unit: mm



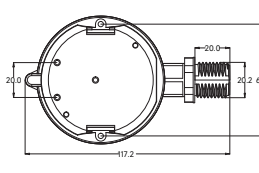
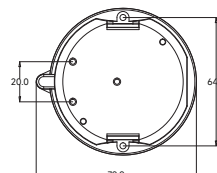
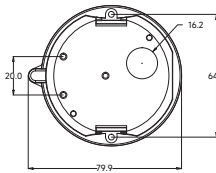
MC054V RC Series A / C



MC054V RC Series B



MC054V RC Series D



## Adapted Luminaires



High Bay Light



Linear Light

## Application Scenarios



Parking Lot



Warehouse



Courtyard

High Bay Light Series



# Panel Light Series

## Product Features

For panel lights, line lights and other series of lamps, Merrytek provides microwave mobile, presence and PIR mobile and light sensing integrated solutions a sensor.

The series of products adopt the international standard Zhagabook20 installation interface, and provide PWM, 0-10V, and DALI outputs for adaptation IOT ecological products such as Casambi, Tuya, Sivair, etc.

## Product Series

The MC182D 99 series and MC182D IR series meet the energy-saving needs of commercial lighting, classroom lighting, and other fields.





# 24GHz Microwave Presence Sensor Series

## Product Features

- This product is a presence sensor for lighting applications
- Adopting patented 24GHz microwave antenna technology, supporting a maximum installation height of 4m
- Adopting German RF technology, the entire machine comes with a 5-year warranty
- The product has detection functions such as movement, presence detection, and illumination sensing
- Suitable for environments with human movement and presence detection requirements such as bathrooms, living rooms, kitchens, etc
- The product supports remote control adjustment of parameters



Movement Detection

Respiratory Detection

24G Antenna

Light Sensing Threshold

Light Control Priority

Light Control Adaptive

Switch Function

Dimming Function

PWM Dimming

0-10V Dimming

Parameter Adjustment

5-year Warranty

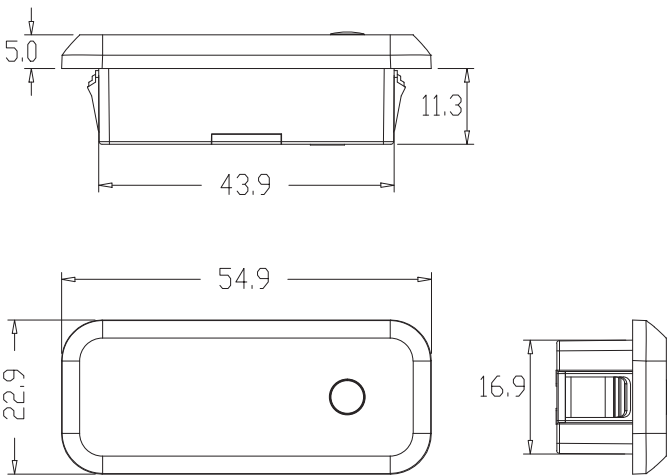


MC182D 99 / MC182D 99 1

## Key Parameter / Dimension Diagram


	MC182D 99	MC182D 99 1
Operating Frequency	24GHz-24.25GHz, ISM frequency band	24GHz-24.25GHz, ISM frequency band
Rated Voltage	12±1V DC	12±1V DC
Working Current	77±5mA	77±5mA
Output Signal	0-10V DC dimming signal	PWM
Installation Height	3m(Typical Value) / 4m(Maximum Value)	3m(Typical Value) / 4m(Maximum Value)
Detecting Radius	≥2.5m	≥2.5m
Protection Grade	IP20	IP20

Unit: mm



MC182D 99 / MC182D 99 1

## Adapted Luminaires



Panel Light



Linear Light

## Application Scenarios



Office



Meeting Room

# 24GHz Microwave Presence Sensor Series

Networking Sensor

## Product Features

- Presence sensor for lighting applications: standard Zhaga20 interface
- Adopting patented 24GHz microwave antenna technology, supporting a maximum installation height of 4m
- Adopting German RF technology, the entire machine comes with a 5-year warranty
- The product has detection functions such as movement, micro motion detection, presence sensing, and illumination sensing
- Suitable for environments with human movement and presence detection requirements such as bathrooms, living rooms, kitchens, etc
- 0-10V/PWM/DALI dimming port, two-stage/three-stage dimming options available
- The sensing parameters can be set through the remote control/Casambi App/Silvair App/DALI host, which can achieve wireless control complete 2.4G/Casambi/Silvir/DALI networking



Movement Detection

Respiratory Detection

24G Hz  
LOW Impedance ANT

Light Sensing Threshold

Light Control Priority

Light Control Adaptive

Wired Networking

Wireless Networking

Linkage Intelligence

Switch Function

PWM Dimming

0-10V Dimming

Parameter Adjustment

5 Years  
Guarantee

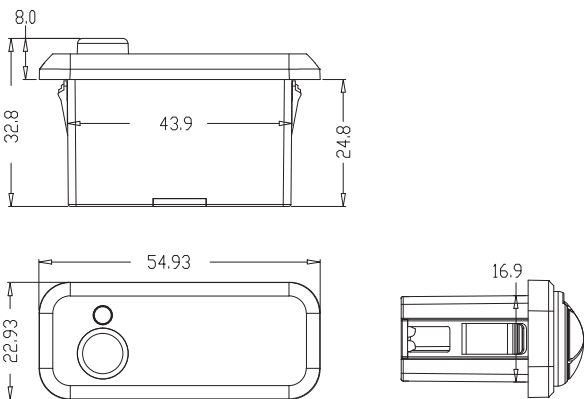


MC182D 99 B Series / MC182D 99 1 B Series

## Key Parameter / Dimension Diagram

	MC182D 99 B Series	MC182D 99 1 B Series
Model/ Networking Method	MC182D 99 B / 2.4G RF Networking MC182D 99 B1 / Casambi Networking MC182D 99 B3 / Silvair Networking MDA182D 99 B1 / DALI Networking MDA182D 99 / DALI Networking	MC182D 99 1 B / 2.4G RF Networking MC182D 99 1 B1 / Casambi Networking MC182D 99 1 B3 / Silvair Networking MDA182D 99 B1 / DALI Networking MDA182D 99 / DALI Networking
Operating Frequency	24GHz~24.25GHz, ISM frequency band	
Rated Voltage	12±1V DC	
Working Current	90±5mA	
Output Signal	0-10V DC dimming signal; PWM; DALI dimming signal	
Distance	15m / 30m	
Installation Height	3m(Typical Value) / 4m(Maximum Value)	
Detecting Radius	≥2.5m	
Protection Grade	IP20	

Unit: mm



MC182D 99 B Series / MC182D 99 1 B Series

## Adapted Luminaires



Panel Light



Linear Light

## Application Scenarios



Office



Meeting Room

# Infrared Sensor Series

## Product Features

- This product is a PIR mobile sensor for lighting applications: standard Zhaga20 interface
- Adopting PIR infrared detection technology, supporting a maximum installation height of 4m
- Complete machine warranty for 5 years
- The product has detection functions such as mobility and illuminance sensing
- Suitable for environments with human movement detection needs in offices and classrooms
- 0-10V/PWM Dimming port, two-stage/three-stage dimming options available
- Sensor parameters are set through remote control



Movement Detection

PIR

Light Sensing Threshold

Light Control Priority

Light Control Adaptive

Switch Function

Dimming Function

PWM Dimming

0-10V Dimming

Parameter Adjustment

5-year Warranty

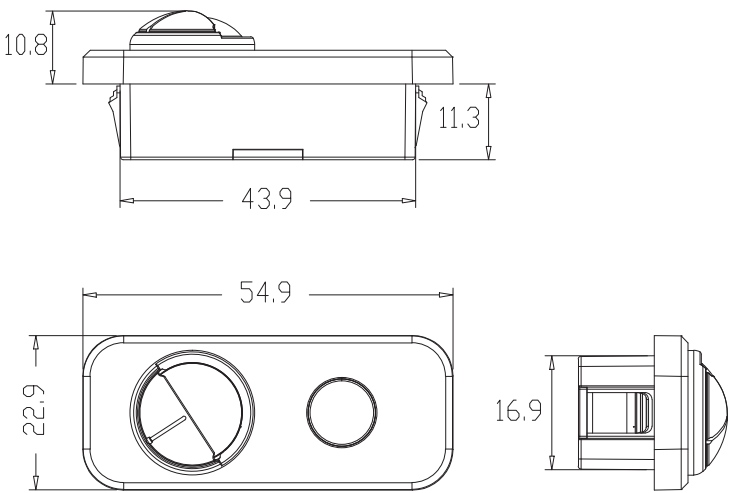


MC182D IR / MC182D IR 1

## Key Parameter / Dimension Diagram


	MC182D IR	MC182D IR 1
Testing Method	PIR	PIR
Rated Voltage	12±1V DC	12±1V DC
Working Current	6±2mA	6±2mA
Output Signal	0-10V DC dimming signal	PWM
Installation Height	3m(Typical Value) / 4m(Maximum Value)	3m(Typical Value) / 4m(Maximum Value)
Detecting Radius	≥2.5m	≥2.5m
Protection Grade	IP20	IP20

Unit: mm



MC182D IR / MC182D IR 1

## Adapted Luminaires



Panel Light



Linear Light

## Application Scenarios



Office



Meeting Room

Infrared Sensor Series

Networking Sensor

Product Features

- This product is a PIR mobile sensor for lighting applications: standard Zhaga20 interface
- Adopting PIR infrared detection technology, supporting a maximum installation height of 4m
- Complete machine warranty for 5 years
- The product has detection functions such as mobility and illuminance sensing
- Suitable for environments with human movement detection needs in offices and classrooms
- 0-10V/PWM dimming port, two-stage/three-stage dimming options available
- The sensing parameters can be set through the remote control/Casambi App/Silvair App/DALI host, which can achieve wireless control complete 2.4G/Casambi/Silvir/DALI networking



Movement Detection

PIR

Light Sensing Threshold

Light Control Priority

Light Control Adaptive

Wired Networking

Wireless Networking

Linkage Intelligence

Switch Function

Dimming Function

PWM Dimming

0-10V Dimming

Parameter Adjustment

5 Years Guarantee

DALI

D4i

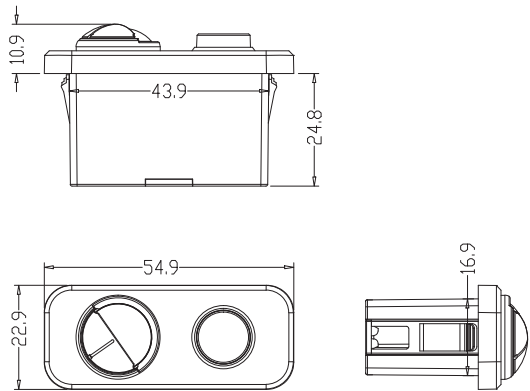


MC182D IR B Series / MC182D IR 1 B Series

Key Parameter / Dimension Diagram


MC182D IR B Series		MC182D IR 1 B Series
Model/ Networking Method	MC182D IR B / 2.4G RF Networking MC182D IR B1 / Casambi Networking MC182D IR B3 / Silvair Networking MDA182D IR / DALI Networking MDA182D IR B1 / DALI Networking	MC182D IR 1 B / 2.4G RF Networking MC182D IR 1 B1 / Casambi Networking MC182D IR 1 B3 / Silvair Networking MDA182D IR / DALI Networking MDA182D IR B1 / DALI Networking
Testing Method	PIR	
Rated Voltage	12±1V DC	
Working Current	35±5mA	
Output Signal	PWM	
Distance	15m / 30m	
Installation Height	3m(Typical Value) / 4m(Maximum Value)	
Detecting Radius	≥2.5m	
Protection Grade	IP20	

Unit: mm



MC182D IR B Series / MC182D IR 1 B Series

Adapted Luminaires



Panel Light



Linear Light

Application Scenarios



Office



Meeting Room



# MLC40CC-PD2

Induction Driven

## Product Features

- Isolation two-level circuit framework, full dimming without flicker
- Support dialing to set current gear, toggle switch to select color temperature
- Supports 8.5V auxiliary power supply, paired with an induction split head to achieve integrated induction function
- Equipped with PWM Dimming control port
- Compatible with various DC microwave sensors or wireless intelligent modules



Induction Drive

Short Circuit Protection

Over Temperature Protection

Open Circuit Protection

Dimming Color Adjustment

Output Current Selection Function

5-year Warranty

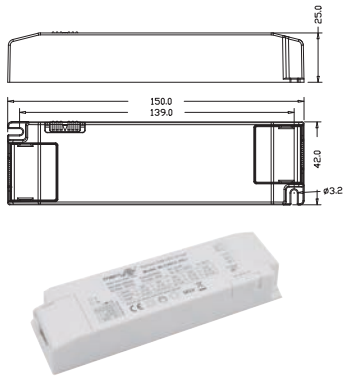
Flicker-free

ERP


### Key Parameter / Dimension Diagram

MLC40CC-PD2	
Rated Voltage	100-240V AC, 50/60Hz
Output Parameters	900/950/1000/1050mA 20-42V DC
Standby Power	≤0.5W
Output Interface	PWM
Protection Grade	IP20
Networking Method	N/A


Unit: mm



### Adapted Luminaires



### Application Scenarios



# MLC40C-P4

Induction Driven

## Product Features

- Long strip shell design, suitable for panel lights, line lights, and tri proof lights
- The unique design with induction device enables the power supply to be installed in the lamp
- Dial code design, users can easily configure various sensing parameters according to their needs



Movement Detection

Extremely Low Impedance

Light Sensing Threshold

Light Control Priority

Switch Function

Dimming Function

PWM Dimming

Induction Drive

Short Circuit Protection

Over Temperature Protection

Open Circuit Protection

Dimming Color Adjustment

Parameter Adjustment

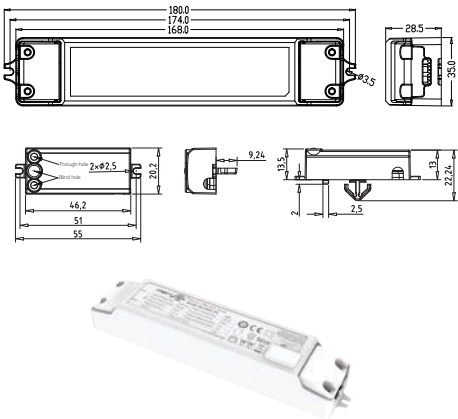
Output Current Selection Function

5-year Warranty

### Key Parameter / Dimension Diagram

MLC40C-P4	
Rated Voltage	100-240V AC, 50/60Hz
Output Parameters	950mA 30-42V DC
Standby Power	≤0.5W
Installation Height	3m(Typical Value) / 6m(Maximum Value)
Detecting Radius	≥3m
Protection Grade	IP20
Networking Method	N/A


Unit: mm



### Adapted Luminaires



### Application Scenarios



# Ceiling Light Series

## Product Features

For the ceiling light series, merrytek provides sensors that integrate microwave movement, presence, PIR movement, and light sensing.

The product adopts built-in installation and provides input AC and DC power supply, output signals: switch PWM、0-10V、 DALI, Fitter Casambi, Tuya, Silvair and other IoT ecosystem products.

## Product series

MC030SL, MC119S, MC172S, MC002D series, MC176D series, MC113S D IR、 MCO53V D RF  
Multiple options are available for customers to choose from, meeting the energy-saving lighting needs of public areas such as corridors, stairwells, balconies, etc.




# MC002D Series


DC Controller


## Product Features


- Global patented low impedance anti-interference antenna technology that can adapt to various installation environments
- Super anti-interference ability, strong reflection environment without triggering errors, effectively avoiding small signals such as flying insects from triggering incorrectly
- Filter out infrared light technology to solve the problem of large deviation in light sensing detection during sunny, cloudy, and rainy weather
- Induction parameters can be set by unplugging the code


CE  
RED


  
Movement Detection


  
Extremely Low Impedance


  
Light Sensing Threshold


  
Light Control Priority


  
Switch Function

  
Dimming Function

  
PWM Dimming

  
0-10V Dimming

  
Parameter Adjustment

  
5-year Warranty

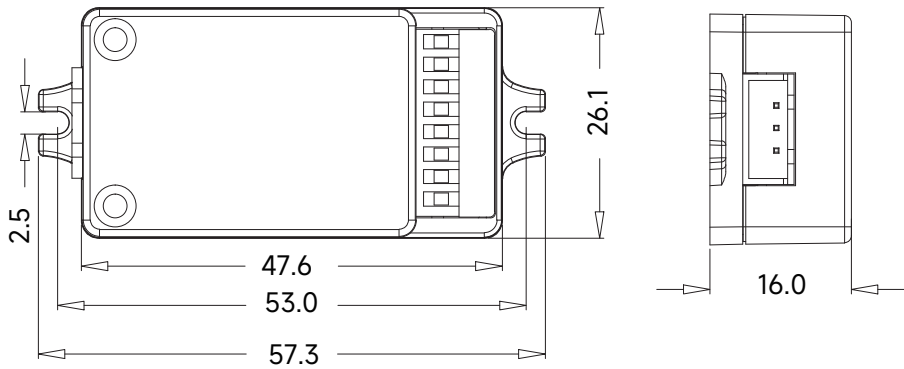


MC002D 6 / 10

## Key Parameter / Dimension Diagram

	MC002D 6	MC002D 10
Operating Frequency	5.8GHz ± 75MHz, ISM frequency band	5.8GHz ± 75MHz, ISM frequency band
Rated Voltage	7.5-12V DC	12±1V DC
Working Current	<15mA	<25mA
Output Signal	PWM	0-10V DC dimming signal
Installation Height	3m(Typical Value) / 6m(Maximum Value)	3m(Typical Value) / 6m(Maximum Value)
Detecting Radius	≥3m	≥3m
Protection Grade	IP20	IP20
Networking Method	N/A	N/A

Unit: mm



MC002D 6 / 10

## Adapted Luminaires



Ceiling Light



Wall Lamp

## Application Scenarios



Stairwall



Balcony




Hallway


# MC068D RC


DC Controller


## Product Features


- High cost-effective solution for DC sensors, compact design, compatible with various lighting structures
- PWM and 0-10V output compatible design to meet different needs
- Ultra thin appearance design, can be built into thin lighting fixtures, MH16 remote control sets sensing parameters


  
Movement Detection


  
Extremely Low Impedance


  
Light Sensing Threshold


  
Switch Function

  
PWM Dimming

  
Dimming Function

  
0-10V Dimming

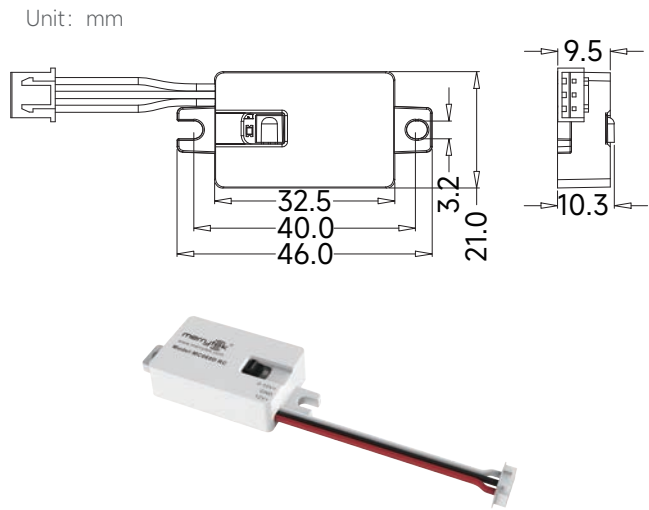
  
Parameter Adjustment

  
5-year Warranty




## Key Parameter / Dimension Diagram

MC068D RC	
Operating Frequency	5.8GHz ± 75MHz, ISM frequency band
Rated Voltage	12±1V DC
Working Current	≤15mA
Output Signal	PWM; 0-10V DC dimming signal
Installation Height	3m(Typical Value) / 4m(Maximum Value)
Detecting Radius	≥3m
Protection Grade	IP20
Networking Method	N/A



## Adapted Luminaires



## Application Scenarios





# MC097D 99


DC Controller


## Product Features


- 12V DC input, 0-10V dimming signal output, suitable for DC systems or LED power supplies with 12V DC auxiliary power output
- Two/three stage dimming options are available, and the sensing range can be adjusted
- Adjustable sensing range, suitable for different installation scenarios
- Mini microwave induction detector
- Maximum installation height of 6m
- All sensing parameters can be easily set through the remote control


  
Movement Detection


  
Extremely Low Impedance


  
Light Sensing Threshold


  
Light Control Priority

  
Switch Function

  
Dimming Function

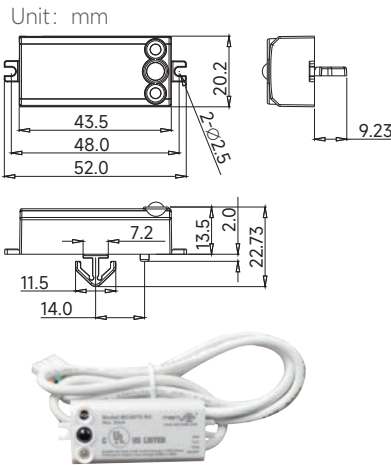
  
0-10V Dimming

  
Parameter Adjustment

  
5-year Warranty

## Key Parameter / Dimension Diagram


MC097D 99	
Operating Frequency	5.8GHz ± 75MHz, ISM frequency band
Rated Voltage	12±1V DC
Working Current	15±3mA
Output Signal	0-10V DC dimming signal
Installation Height	3m(Typical Value) / 6m(Maximum Value)
Detecting Radius	≥3m
Protection Grade	IP20
Networking Method	N/A



## Adapted Luminaires



## Application Scenarios






# MC131D Series

DC Controller


## Product Features

- Long strip appearance, micro dual coupled dipole antenna design, built-in light fixture without shading
- Low sidelobe, solving the industry pain point of microwave antennas being easily triggered when installed under metal lamp boards
- Remote control, compatible with dialing, more convenient to set up
- Super anti-interference ability, strong reflection environment without triggering errors, effectively avoiding small signals such as flying insects from triggering incorrectly


CE  
RED




Movement Detection




Miniature Pair Dipole Antenna




Light Sensing Threshold




Light Control Priority




Switch Function




Dimming Function




PWM Dimming



0-10V Dimming



Parameter Adjustment



5-year Warranty

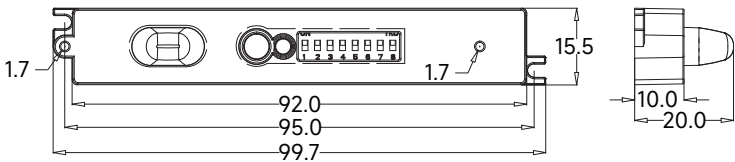


MC131D A / B / C / D

## Key Parameter / Dimension Diagram


	MC131D A	MC131D B	MC131D C	MC131D D
Operating Frequency	5.8GHz ± 75MHz, ISM frequency band	5.8GHz ± 75MHz, ISM frequency band	5.8GHz ± 75MHz, ISM frequency band	5.8GHz ± 75MHz, ISM frequency band
Rated Voltage	12±1V DC	12±1V DC	12±1V DC	12±1V DC
Working Current	20±2mA	16±2mA	20±2mA	16±2mA
Output Signal	0-10V DC dimming signal	PWM	0-10V DC dimming signal	PWM
Installation Height	3m(Typical Value) / 6m(Maximum Value)			
Detecting Radius	≥3m			
Protection Grade	IP20			
Light Sensing Threshold	Yes			
Light Control Priority	No		Yes	
Networking Method	N/A			

Unit: mm



MC131D A / B / C / D

## Adapted Luminaires



## Application Scenarios






MC137D Series


DC Controller

Product Features


- Long strip appearance, micro dual coupled dipole antenna design, built-in light fixture without shading
- Low sidelobe, solving the industry pain point of microwave antennas being easily triggered when installed under metal lamp boards
- Remote control, compatible with dialing, more convenient to set up
- Super anti-interference ability, strong reflection environment without triggering errors, effectively avoiding small signals such as flying insects from triggering incorrectly
- Screw free snap on design for quick installation




Movement Detection




Miniature Pair Dipole Antenna




Light Sensing Threshold




Light Control Priority




Switch Function




Dimming Function




PWM Dimming



0-10V Dimming



Parameter Adjustment



5-year Warranty



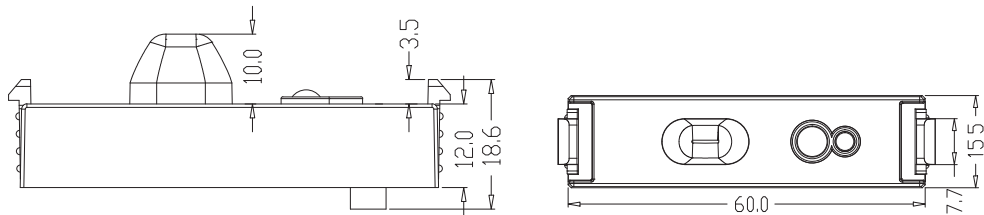
MC137D A / B / C / D

CE  
RED

Key Parameter / Dimension Diagram

	MC137D A	MC137D B	MC137D C	MC137D D
Operating Frequency	5.8GHz ± 75MHz, ISM frequency band	5.8GHz ± 75MHz, ISM frequency band	5.8GHz ± 75MHz, ISM frequency band	5.8GHz ± 75MHz, ISM frequency band
Rated Voltage	12±1V DC	12±1V DC	12±1V DC	12±1V DC
Working Current	20±2mA	16±2mA	20±2mA	16±2mA
Output Signal	0-10V DC dimming signal	PWM	0-10V DC dimming signal	PWM
Installation Height	3m(Typical Value) / 6m(Maximum Value)			
Detecting Radius	≥3m			
Protection Grade	IP20			
Light Sensing Threshold	Yes			
Light Control Priority	No		Yes	
Networking Method	N/A			

Unit: mm



MC137D A / B / C / D

Adapted Luminaires



Ceiling Light



Wall Lamp

Application Scenarios



Stairwall



Hallway


# MC176D Series

DC Controller


## Product Features

- 11-13V DC input, suitable for DC power supply or LED power supply with 12V DC auxiliary power output
- 5V PWM/0-10V dimming signal output, two-stage/three-stage dimming optional
- All sensing parameters can be set by unplugging the code (MC176D)
- All sensing parameters can be set through dialing and remote control (MC176D 99)
- Low impedance antenna module with light guide column design, small size, can reduce the opening size of the lamp board
- Equipped with light control priority function


CE  
RED




Movement Detection




Extremely Low Impedance




Light Sensing Threshold




Light Control Priority




Switch Function




Dimming Function



PWM Dimming



Parameter Adjustment



5-years Warranty

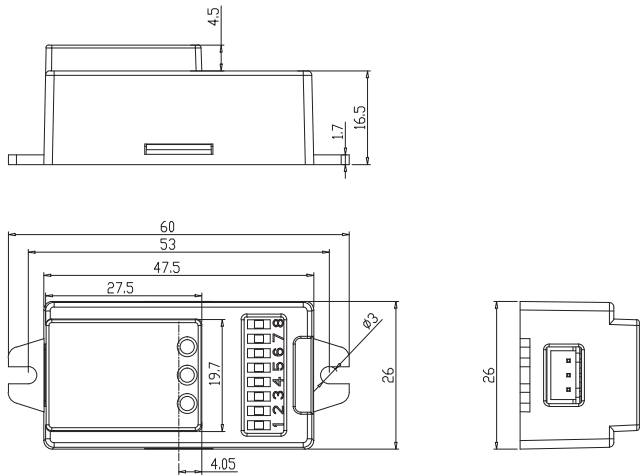


MC176D / MC176D 99

## Key Parameter / Dimension Diagram


	MC176D	MC176D 99
Operating Frequency	5.8GHz ± 75MHz , ISM frequency band	5.8GHz ± 75MHz , ISM frequency band
Rated Voltage	12±1V DC	12±1V DC
Working Current	< 15mA	< 15mA
Output Signal	PWM	PWM
Installation Height	3m(Typical Value) / 6m(Maximum Value)	3m(Typical Value) / 6m(Maximum Value)
Detecting Radius	≥3m	≥3m
Protection Grade	IP20	IP20
Light Sensing Threshold	Yes	Yes
Light Control Priority	No	Yes
Networking Method	N/A	N/A

Unit: mm



MC176D / MC176D 99

## Adapted Luminaires



Ceiling Light      Wall Lamp

## Application Scenarios




Stairwall      Hallway


# MC053V D RF


DC Controller


## Product Features


- By combining 868MHz RF technology with microwave induction, the product has group networking and grouping networking functions
- Using narrowband technology and frequency hopping technology to solve the problem of same frequency interference transmission
- The product has 32 different frequency channels for grouping, meeting the needs of users in various application scenarios
- Using fixed address codes for stable RF transmission
- Supports a maximum installation height of 8m
- RF indoor transmission can reach a maximum of 30m


  
Movement Detection


  
Extremely Low Impedance


  
Light Sensing Threshold


  
Wireless Networking

  
Switch Function

  
Dimming Function

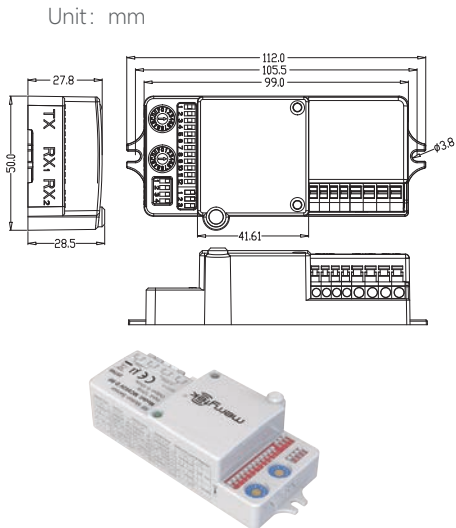
  
0-10V Dimming

  
Parameter Adjustment


  
5-year Warranty

## Key Parameter / Dimension Diagram


MC053V D RF	
Operating Frequency	5.8GHz ± 75MHz, ISM frequency band
Rated Voltage	12±1V DC
Working Current	<50mA
Output Signal	0-10V DC dimming signal
Distance	100m (Open Space)/30m (Indoor)
Installation Height	3m(Typical Value) / 8m(Maximum Value)
Detecting Radius	≥3m
Protection Grade	IP20
Networking Method	868MHz RF



## Adapted Luminaires



## Application Scenarios





# MC030S L


AC Controller


## Product Features


- Global patented low impedance anti-interference antenna technology that can adapt to various installation environments
- Sales exceed 1000W+
- Classic switch function sensor
- High reliability, exemplary of high quality
- Induction parameters can be set by dialing the code


  
Movement Detection


  
Extremely Low Impedance

  
Light Sensing Threshold

  
Load Capacity

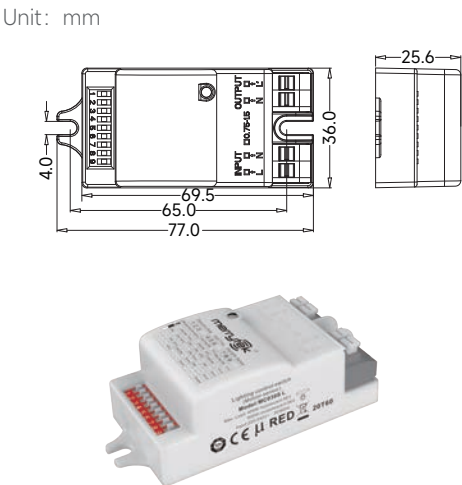
  
Switch Function

  
Parameter Adjustment


  
5-year Warranty

## Key Parameter / Dimension Diagram

MC030S L	
Operating Frequency	5.8GHz ± 75MHz, ISM frequency band
Rated Load	800W(Resistive Load) / 400W(Inductive Load)
Rated Voltage	100-240V AC
Output Signal	ON/OFF signal
Standby Power	≤0.2W
Installation Height	3m(Typical Value) / 6m(Maximum Value)
Detecting Radius	≥3m
Protection Grade	IP20
Networking Method	N/A



## Adapted Luminaires



## Application Scenarios

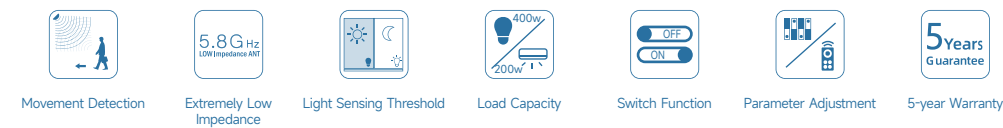


MC119S

AC Controller

Product Features

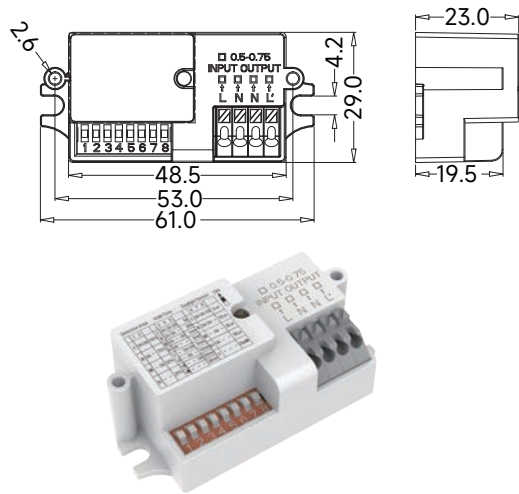
- ≤0.2W ultra-low standby power consumption
- Global patented low impedance anti-interference antenna technology that can adapt to various installation environments
- Strong anti-interference ability, strong reflection environment without false triggering, effectively avoiding small signal false triggering such as flying insects
- Exquisite and compact, flexible and convenient to install, can set sensing parameters by dialing the code




Key Parameter / Dimension Diagram

MC119S	
Operating Frequency	5.8GHz ± 75MHz, ISM frequency band
Rated Load	400W(Resistive Load) / 200W(Inductive Load)
Rated Voltage	100-240V AC
Output Signal	ON/OFF signal
Standby Power	≤0.2W
Installation Height	3m(Typical Value) / 6m(Maximum Value)
Detecting Radius	≥3m
Protection Grade	IP20
Networking Method	N/A


Unit: mm



Adapted Luminaires



Application Scenarios

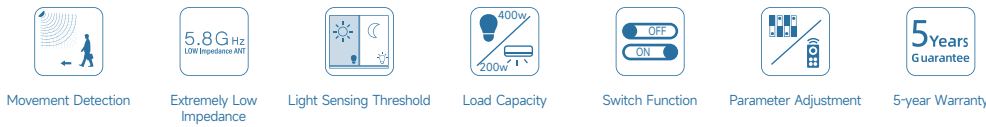


MC172S

AC Controller

Product Features

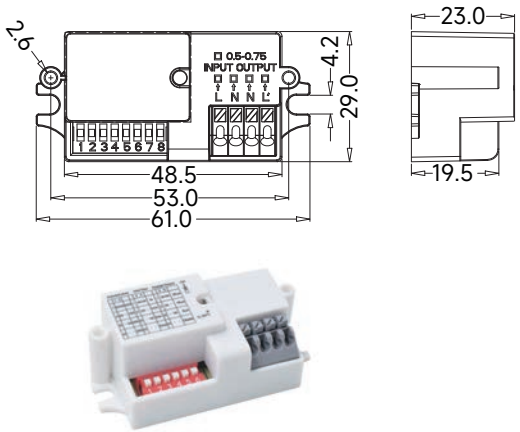
- Compliant with ERP energy efficiency and ultra-low power consumption
- ISM free authorization 5.8GHz, can pass RED and TUV certification
- Compact installation size, easy to install inside the lamp
- Pull code to set sensing distance, sensing delay, and light sensing threshold related functions, easy to operate
- Adopting dual input/output press type terminals, convenient for users to connect wires




Key Parameter / Dimension Diagram

MC172S	
Operating Frequency	5.8GHz ± 75MHz, ISM frequency band
Rated Load	400W(Resistive Load) / 200W(Inductive Load)
Rated Voltage	100-240V AC
Output Signal	ON/OFF signal
Standby Power	≤0.2W
Installation Height	3m(Typical Value) / 6m(Maximum Value)
Detecting Radius	≥2.5m
Protection Grade	IP20
Networking Method	N/A


Unit: mm



Adapted Luminaires



Application Scenarios







MC090S Series


AC Controller


Product Features


- Global patented low impedance anti-interference antenna technology that can adapt to various installation environments
- Super anti-interference ability, strong reflection environment without triggering errors, effectively avoiding small signals such as flying insects from triggering incorrectly
- Filter out infrared light technology to solve the problem of large deviation in light sensing detection during sunny, cloudy, and rainy weather
- Induction parameters can be set by unplugging the code


  
Movement Detection


  
Extremely Low Impedance

  
Light Sensing Threshold

  
Load Capacity

  
Switch Function

  
Parameter Adjustment

  
5-year Warranty

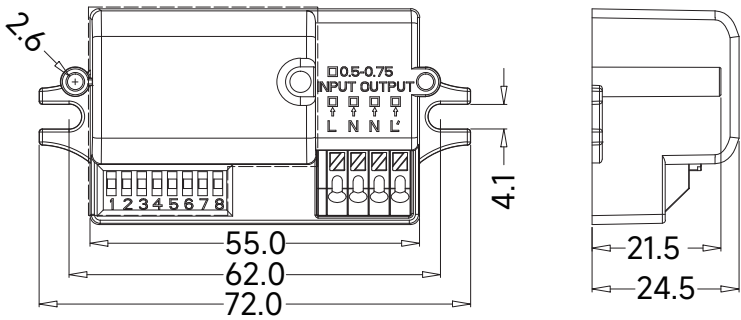


MC090S E / U

Key Parameter / Dimension Diagram

	MC090S E	MC090S U
Operating Frequency	5.8GHz ± 75MHz, ISM frequency band	5.8GHz ± 75MHz, ISM frequency band
Rated Load	800W(Resistive Load) / 400W(Inductive Load)	800W(Resistive Load) / 400W(Inductive Load)
Rated Voltage	100-240V AC	120-277V AC
Output Signal	ON/OFF signal	ON/OFF signal
Standby Power	≤0.5W	≤0.5W
Installation Height	3m(Typical Value) / 6m(Maximum Value)	3m(Typical Value) / 6m(Maximum Value)
Detecting Radius	≥3m	≥3m
Protection Grade	IP20	IP20
Networking Method	N/A	N/A

Unit: mm



MC090S E / U

Adapted Luminaires



Ceiling Light



Wall Lamp

Application Scenarios



Stairwall



Balcony

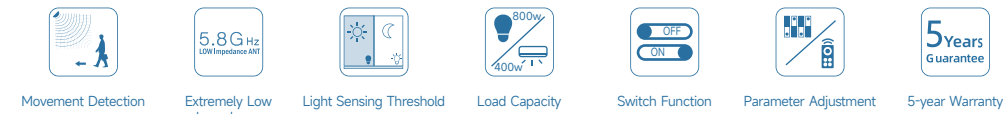


Hallway

MC095S AC Controller

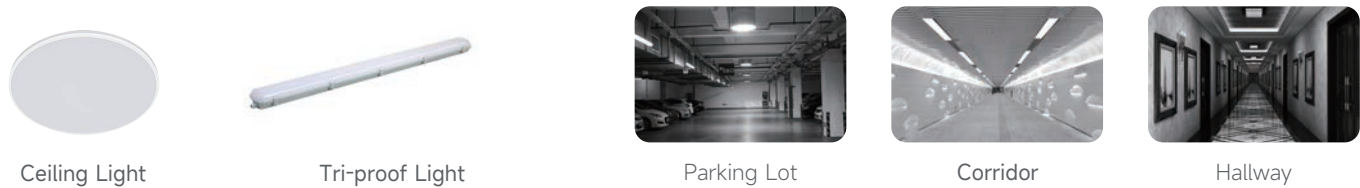
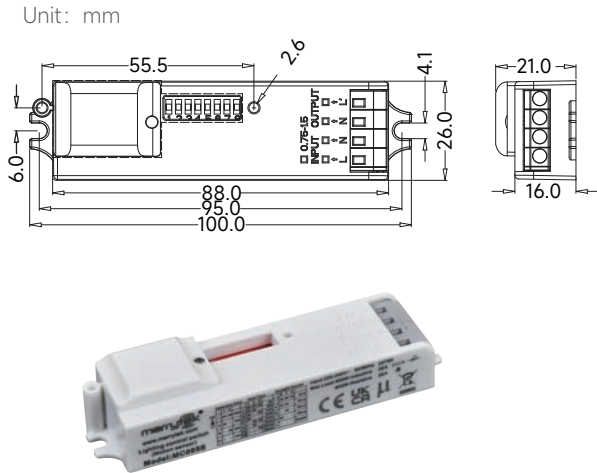
Product Features

- Global patented low impedance anti-interference antenna technology that can adapt to various installation environments
- ≤0.2W ultra-low standby power consumption, meeting the latest ERP energy efficiency requirements
- Not affected by temperature, humidity, noise, dust, light and other environmental factors
- The product features an ultra-thin shell design that can be adapted to various gaming lighting fixtures
- Induction parameters can be set by unplugging the code



Key Parameter / Dimension Diagram

MC095S	
Operating Frequency	5.8GHz ± 75MHz, ISM frequency band
Rated Load	800W(Resistive Load) / 400W(Inductive Load)
Rated Voltage	100-240V AC
Output Signal	ON/OFF signal
Standby Power	≤0.2W
Installation Height	3m(Typical Value) / 6m(Maximum Value)
Detecting Radius	≥3m
Protection Grade	IP20
Networking Method	N/A

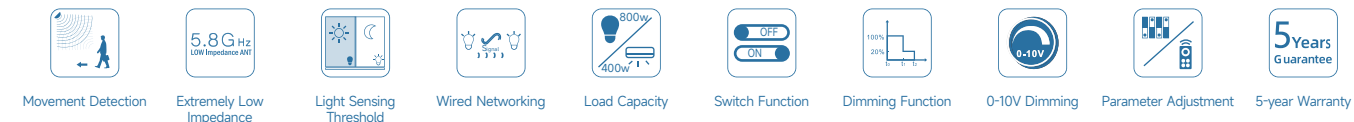


CE  
RED

MC605V D 99 AC Controller

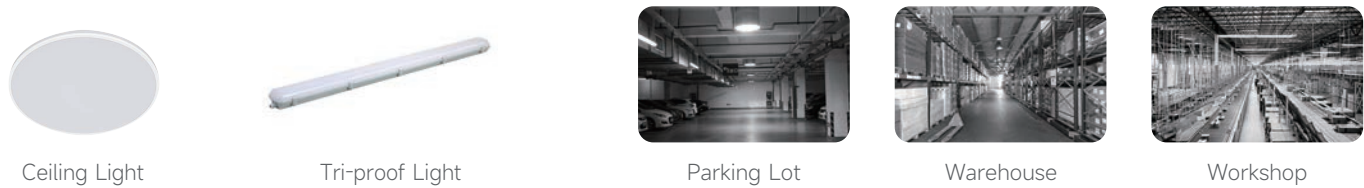
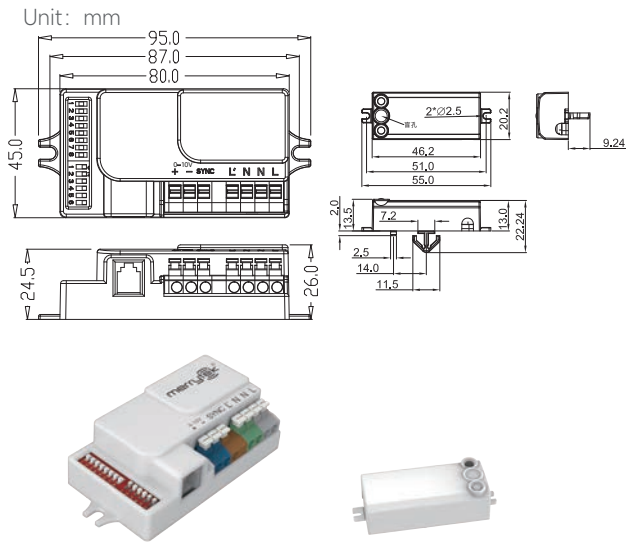
Product Features

- The product adopts the latest microwave circuit design, combined with 1-10V LED dimming driver, which can achieve 2-stage or 3-stage dimming function
- Global patented anti-interference antenna technology, suitable for various installation environments
- Super anti-interference ability, strong reflection environment without triggering errors, effectively avoiding small signals such as flying insects from triggering incorrectly
- Dial+MH10, MH17 remote control to set sensing parameters, convenient debugging
- Split design, compatible with two types of microwave split heads, convenient for adapting to various lighting fixtures
- The product comes with a synchronization port to achieve synchronous wake-up function
- The 0-10V port of the product can be used in conjunction with MS01 to achieve light controlled adaptive function



Key Parameter / Dimension Diagram

MC605V D 99	
Operating Frequency	5.8GHz ± 75MHz, ISM frequency band
Rated Load	2A@120V AC, 3A@277V AC, 3A@220-240V AC
Rated Voltage	120/277V AC, 50/60Hz
Output Signal	1-10V DC dimming signal; ON/OFF signal
Standby Power	≤0.5W
Installation Height	3m(Typical Value) / 6m(Maximum Value)
Detecting Radius	≥3m
Protection Grade	IP20
Networking Method	N/A



MC130S Series

AC Controller

Product Features

- Long strip appearance, micro dual coupled dipole antenna design, built-in light fixture without shading
- Low sidelobe, solving the industry pain point of microwave antennas being easily triggered when installed under metal lamp boards
- (Front/Back) Dial code and MH10 remote control adjustment of sensing parameters
- Buckle structure, easy to install



Movement Detection



Miniature Pair Dipole Antenna



Light Sensing Threshold



Load Capacity



Switch Function



Parameter Adjustment



5-year Warranty



MC130S



MC130S 1

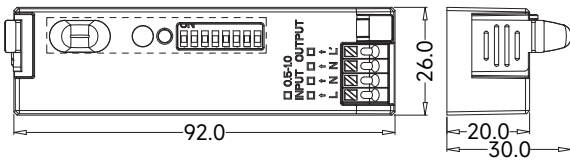


— Back Dial Code

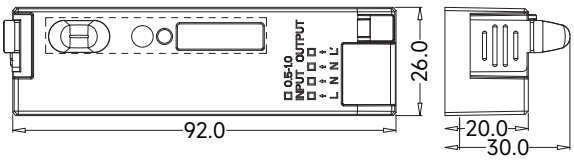
Key Parameter / Dimension Diagram

	MC130S	MC130S 1
Operating Frequency	5.8GHz ± 75MHz, ISM frequency band	5.8GHz ± 75MHz, ISM frequency band
Rated Load	400W(Resistive Load) / 200W(Inductive Load)	400W(Resistive Load) / 200W(Inductive Load)
Rated Voltage	100-240V AC	100-240V AC
Output Signal	ON/OFF signal	ON/OFF signal
Standby Power	≤0.5W	≤0.5W
Installation Height	3m(Typical Value) / 6m(Maximum Value)	3m(Typical Value) / 6m(Maximum Value)
Detecting Radius	≥3m	≥3m
Protection Grade	IP20	IP20
Networking Method	N/A	N/A

Unit: mm



MC130S



MC130S 1



Ceiling Light



Wall Lamp



Stairwall



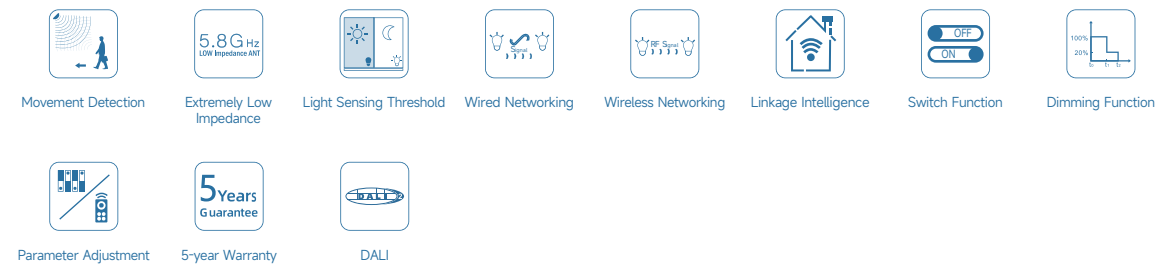
Hallway

MC173S B1

Casambi Communication DALI Controller


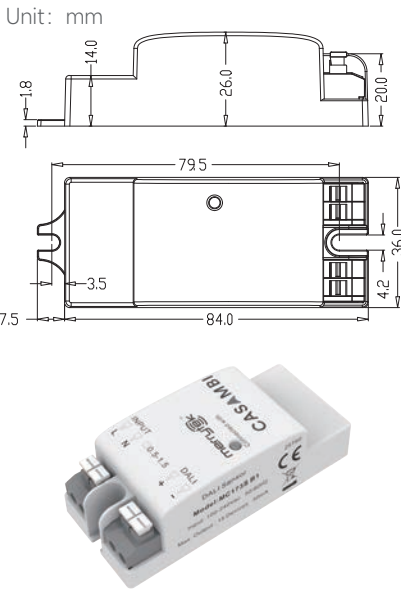
Product Features

- Using Casambi Bluetooth mesh networking, set parameters and application scenarios with Casambi App; DALI Microwave Sensor
- Compliant with ERP energy efficiency and ultra-low power consumption
- ISM license free 5.8GHz, can pass RED, TUV, DALI-2 certification.
- Compact installation size, easy to install inside the lamp
- Adopting dual input/output press type terminals, convenient for users to connect wires



Key Parameter / Dimension Diagram

MC173S B1	
Operating Frequency	5.8GHz ± 75MHz, ISM frequency band
Rated Load	N/A
Rated Voltage	100-240V AC
Distance	30m
Output Signal	DALI
Standby Power	≤0.5W
Installation Height	3m(Typical Value) / 6m(Maximum Value)
Detecting Radius	≥3m
Protection Grade	IP20
Networking Method	Casambi



MC177S B1

Casambi AC Switch Controller

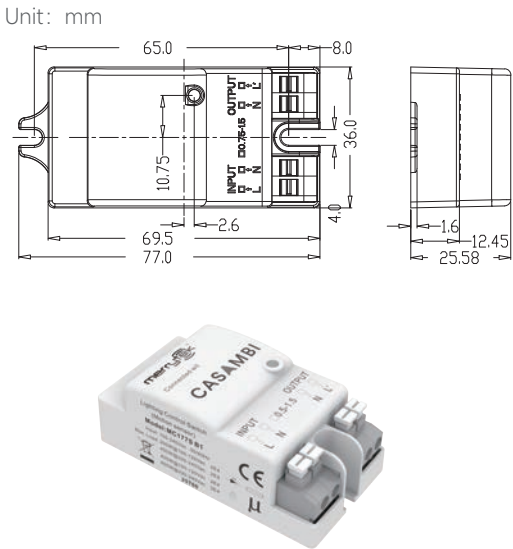
Product Features

- Using Casambi Bluetooth mesh networking, set parameters and application scenarios with Casambi App
- Compliant with ERP energy efficiency and ultra-low power consumption
- ISM license free 5.8GHz, can pass RED and TUV certification
- Compact installation size, easy to install inside the lamp
- Adopting dual input/output press type terminals, convenient for users to connect wires



Key Parameter / Dimension Diagram

MC177S B1	
Operating Frequency	5.8GHz ± 75MHz, ISM frequency band
Rated Load	800W(Resistive Load) / 400W(Inductive Load)
Rated Voltage	100-240V AC
Distance	30m
Output Signal	ON/OFF signal
Standby Power	≤0.5W
Installation Height	3m(Typical Value) / 6m(Maximum Value)
Detecting Radius	≥3m
Protection Grade	IP20
Networking Method	Casambi





# MC049V Series

AC Controller

## Product Features

- The product adopts the latest microwave circuit design, combined with 1-10V LED dimming driver, which can achieve two-stage/three-stage dimming function
- Patented high gain antenna, suitable for high installation environments
- High/low sensitivity mode is optional, and low sensitivity mode is suitable for strong reflection or metal environments, triggering without error
- The product comes with a synchronous port, and multiple sensors can wake up the lighting fixtures synchronously
- 12m installation height, suitable for various installation scenarios, can set sensing parameters by dialing the code



Movement Detection

High Gain Antenna

Light Sensing Threshold

Wired Networking

Load Capacity

Switch Function

Dimming Function

0-10V Dimming

Parameter Adjustment

5-years Warranty

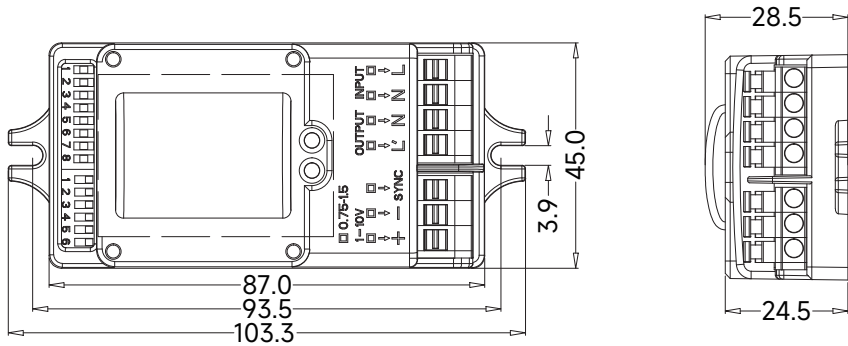


MC049V / R

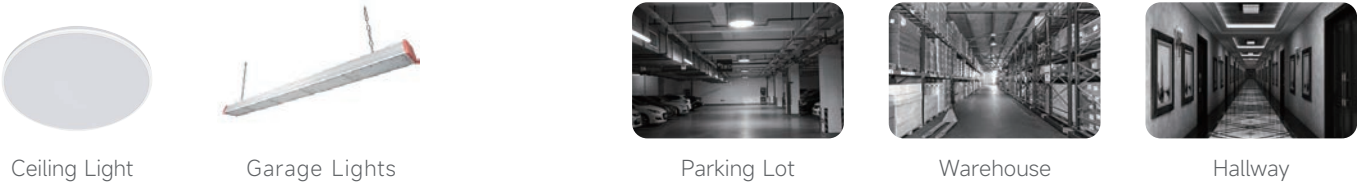
## Key Parameter / Dimension Diagram

	MC049V	MC049V R
Operating Frequency	5.8GHz ± 75MHz, ISM frequency band	5.8GHz ± 75MHz, ISM frequency band
Rated Load	1200W(Resistive Load) / 800W(Inductive Load)	1200W(Resistive Load) / 800W(Inductive Load)
Rated Voltage	100-240V AC	100-240V AC
Output Signal	1-10V DC dimming signal; ON/OFF signal	1-10V DC dimming signal; ON/OFF signal
Standby Power	≤0.5W	≤0.5W
Installation Height	10m(Typical Value) / 12m(Maximum Value)	3m(Typical Value) / 6m(Maximum Value)
Detecting Radius	≥3m	≥3m
Protection Grade	IP20	IP20
Networking Method	N/A	N/A

Unit: mm



MC049V / R

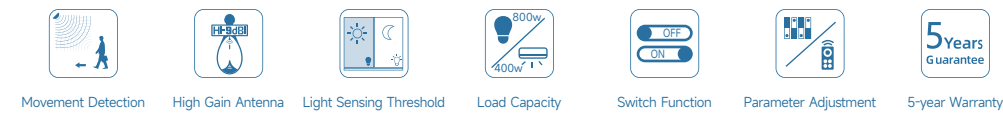


# MC083S RC

AC Controller

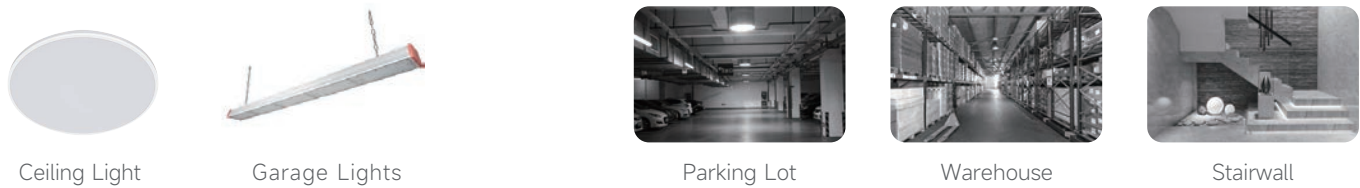
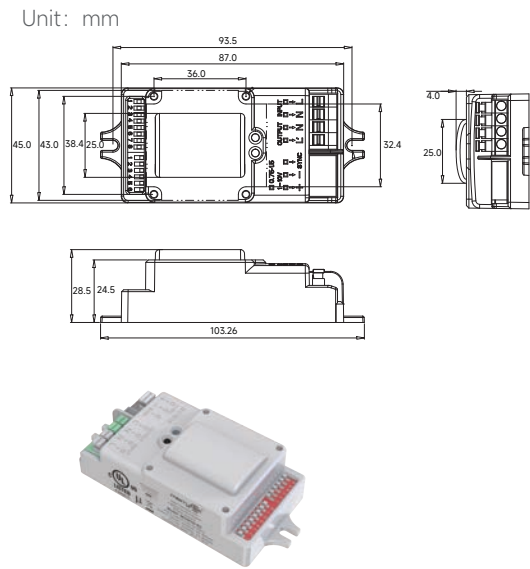
## Product Features

- The product has built-in light sensing control, which can achieve human movement sensing and light control switch functions
- Patented high gain antenna, suitable for high installation environments
- High/low sensitivity mode is optional, and low sensitivity mode is suitable for strong reflection or metal environments, triggering without error
- Induction parameters can be set remotely through dialing/MH10



## Key Parameter / Dimension Diagram

MC083S RC	
Operating Frequency	5.8GHz ± 75MHz , ISM frequency band
Rated Load	2A@120V AC, 3A@277V AC, 3A@220-240V AC
Rated Voltage	120-277V AC
Output Signal	ON/OFF signal
Standby Power	≤1W
Installation Height	10m(Typical Value) / 12m(Maximum Value)
Detecting Radius	≥3m
Protection Grade	IP20
Networking Method	N/A

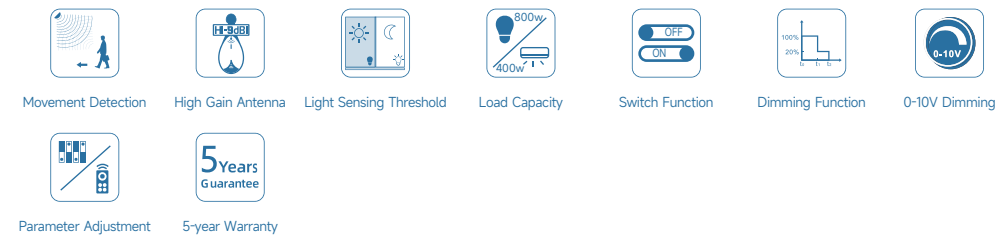



# MC083V RC

AC Controller

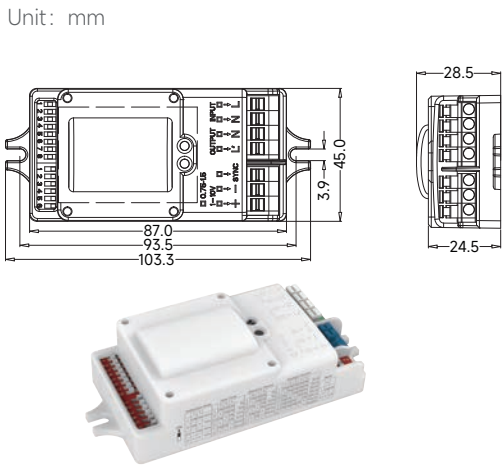
## Product Features

- The product has built-in light sensing detection, combined with 1-10V dimming driver, which can achieve two-stage/three-stage dimming function
- Patented high gain antenna, suitable for high installation environments
- High/low sensitivity mode is optional, and low sensitivity mode can be applied to strong reflection or metal environments, triggering without error
- Induction parameters can be set by unplugging the code



## Key Parameter / Dimension Diagram

MC083V RC	
Operating Frequency	5.8GHz ± 75MHz , ISM frequency band
Rated Load	2A@120V AC, 3A@277V AC, 3A@220-240V AC
Rated Voltage	120-277V AC
Output Signal	ON/OFF signal, 1-10V DC dimming signal
Standby Power	≤1W
Installation Height	10m(Typical Value) / 12m(Maximum Value)
Detecting Radius	≥3m
Protection Grade	IP20
Networking Method	N/A

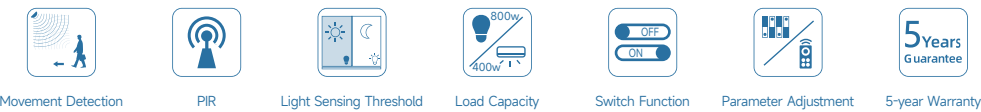


MC113S D IR

AC Controller

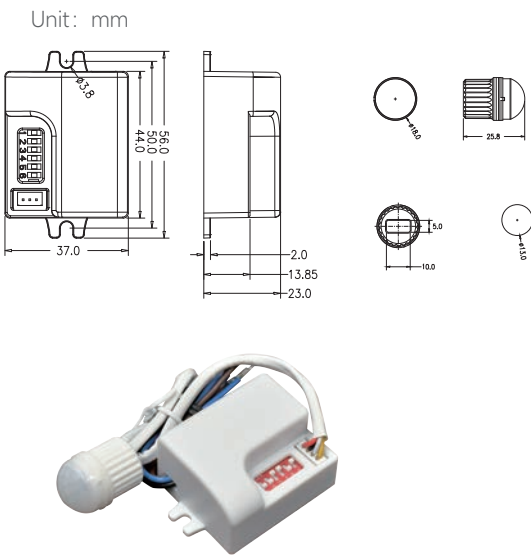
Product Features

- Built in installation type split infrared switch function sensor
- Induction delay and light sensing threshold parameter dip switch settings
- Maximum installation height of 4m



Key Parameter / Dimension Diagram

MC113S D IR	
Operating Frequency	5.8GHz ± 75MHz, ISM frequency band
Rated Load	800W(Resistive Load) / 400W(Inductive Load)
Rated Voltage	100-240V AC
Output Signal	ON/OFF signal
Standby Power	≤0.5W
Installation Height	3m(Typical Value) / 4m(Maximum Value)
Detecting Radius	≥2.5m
Protection Grade	N/A
Networking Method	N/A



MC053V RF

Networking Sensor


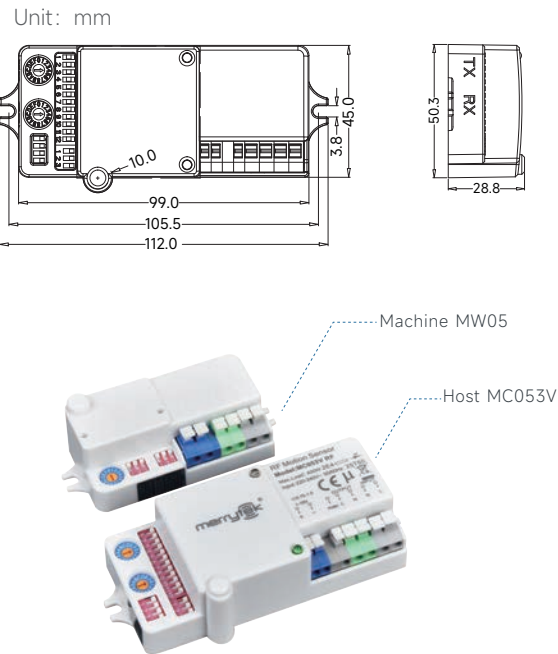
Product Features

- 868MHz RF wireless networking, no code drop during long-distance transmission
- Using narrowband communication technology to solve the problem of wireless same frequency interference
- Master slave mode, equipped with RF transmission and reception functions
- Encoding switch sets networking parameters for more intuitive operation



Key Parameter / Dimension Diagram

MC053V RF	
Operating Frequency	5.8GHz ± 75MHz, ISM frequency band
Communication Protocol	868MHz communication protocol
Distance	100m (Open Space)/50m (Indoor)
Rated Load	800W(Resistive Load) / 400W(Inductive Load)
Rated Voltage	220-240V AC, 50/60Hz
Output Signal	ON/OFF signal, 1-10V DC dimming signal
Standby Power	≤1W
Installation Height	3m(Typical Value) / 6m(Maximum Value)
Detecting Radius	≥3m
Protection Grade	IP20
Networking Method	868MHz RF



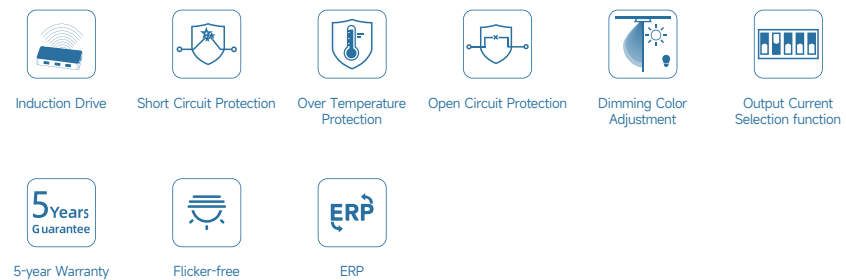


MLC15CC-PD

Induction Driven

Product Features


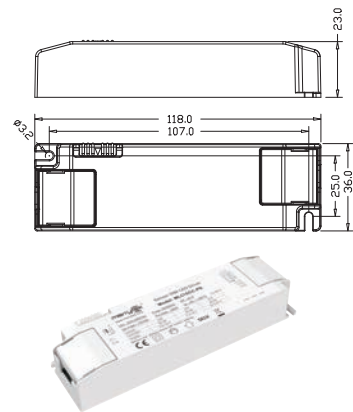
- Isolation two-level circuit framework, full dimming without flicker
- Support setting current gear by pulling the code, and selecting color temperature by pulling the switch
- Supports 12V auxiliary power supply, paired with an induction split head to achieve integrated induction function
- Equipped with PWM dimming control port
- Compatible with various DC microwave sensors or wireless intelligent modules



Key Parameter / Dimension Diagram

MLC15CC-PD	
Operating Frequency	5.8GHz ± 75MHz, ISM frequency band
Rated Voltage	100-240V AC, 50/60Hz
Output Parameters	300/350/400/450mA 27-42V DC
Standby Power	≤0.5W
Output Interface	PWM
Protection Grade	IP20
Networking Method	N/A

Unit: mm

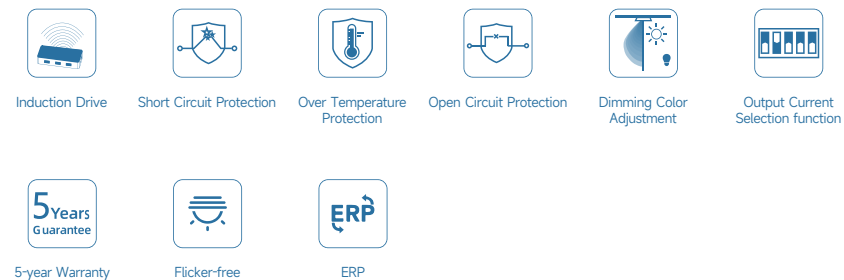


MLC40CC-PD

Induction Driven

Product Features


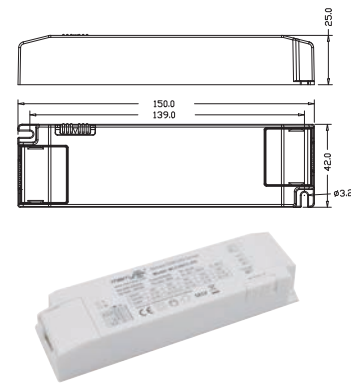
- Isolation two-level circuit framework, full dimming without flicker
- Support dialing to set current gear, toggle switch to select color temperature
- Supports 12V auxiliary power supply, paired with an induction split head to achieve integrated induction function
- Equipped with PWM Dimming control port
- Compatible with various DC microwave sensors or wireless intelligent modules



Key Parameter / Dimension Diagram

MLC40CC-PD	
Operating Frequency	5.8GHz ± 75MHz, ISM frequency band
Rated Voltage	100-240V AC, 50/60Hz
Output Parameters	850/900/950/1000/1050mA 27-42V DC
Standby Power	≤0.5W
Output Interface	PWM
Protection Grade	IP20
Networking Method	N/A

Unit: mm



MLC28CC-PD

Induction Driven

Product Features

- Isolation two-level circuit framework, full dimming without flicker
- Support setting the current gear by pulling the code and selecting the color temperature by toggling the switch
- Supports 10.5V auxiliary power supply, paired with an induction split head to achieve integrated induction function
- Equipped with 0-10V dimming control port
- Compatible with various DC microwave sensors or wireless intelligent modules



Induction Drive

Short Circuit Protection

Over Temperature Protection

Open Circuit Protection

Dimming Color Adjustment

Output Current Selection function

5-year Warranty

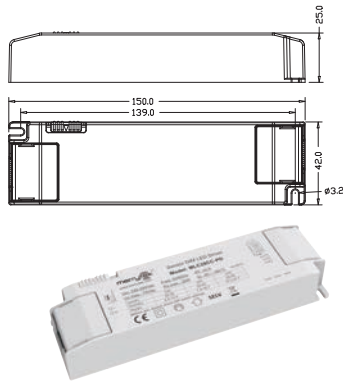
Flicker-free

ERP

Key Parameter / Dimension Diagram

MLC28CC-PD	
Operating Frequency	5.8GHz ± 75MHz, ISM frequency band
Rated Voltage	100-240V AC, 50/60Hz
Output Parameters	230/370/615mA 45V DC
Standby Power	≤0.5W
Auxiliary Output Driver	10.5V
Output Current	100mA
Protection Grade	IP20
Networking Method	N/A

Unit: mm



MLC20C-P2

Induction Driven

Product Features

- Long strip shell design, dedicated for ceiling lights and three proof lights
- The unique design with induction device enables the power supply to be installed in Dengxian County
- Pull code design, users can easily configure various sensing parameters according to their needs



Movement Detection

Extremely Low Impedance

Light Sensing Threshold

Switch Function

Dimming Function

Induction Drive

Short Circuit Protection

Over Temperature Protection

Open Circuit Protection

Parameter Adjustment


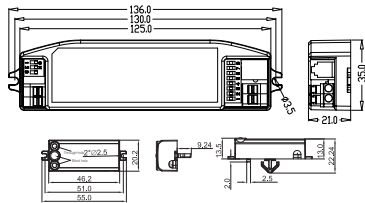
Output Current Selection function

5-year Warranty

Key Parameter / Dimension Diagram

MLC20C-P2	
Operating Frequency	5.8GHz ± 75MHz, ISM frequency band
Rated Voltage	100-240V AC, 50/60Hz
Output Parameters	300-450mA 28-42V DC
Standby Power	≤0.5W
Installation Height	3m(Typical Value) / 6m(Maximum Value)
Detecting Radius	≥3m
Protection Grade	IP20
Networking Method	N/A


Unit: mm



MLC16C-DP2 Induction Driven


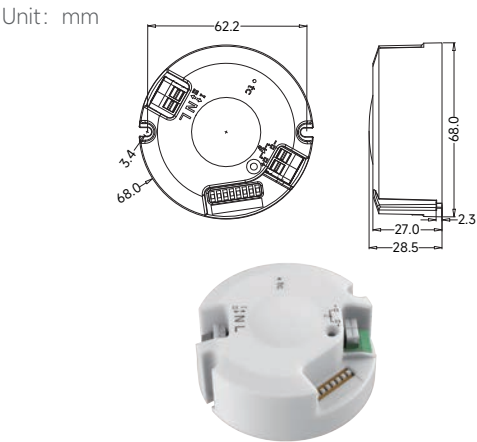
Product Features

- <0.5W special machine power consumption, meeting the latest ERP energy efficiency requirements
- Global patented low impedance anti-interference antenna technology that can adapt to various installation environments
- Strong anti-interference ability, strong reflection environment without false triggering, effectively avoiding small signal false triggering such as flying insects
- Integrated design of isolated flicker free driving power supply and microwave induction function
- Three stage dimming with light control priority function
- Single current version, induction parameters can be set by dialing the code



Key Parameter / Dimension Diagram

MLC16C-DP2	
Operating Frequency	5.8GHz ± 75MHz, ISM frequency band
Rated Voltage	100-240V AC, 50/60Hz
Output Parameters	36-52V DC 200mA / 280mA / 300mA 36-50V DC 320mA 36-46V DC 350mA
Standby Power	≤0.5W
Installation Height	3m(Typical Value) / 6m(Maximum Value)
Detecting Radius	≥3m
Protection Grade	IP20
Networking Method	N/A



MLC16C-DP3 Induction Driven


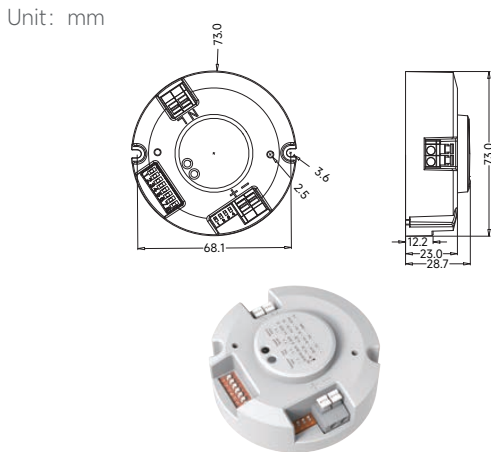
Product Features

- ≤ 0.5W standby power consumption, meeting the latest ERP energy efficiency requirements
- Global patented low impedance anti-interference antenna technology that can adapt to various installation environments
- Super anti-interference ability, strong reflection environment without triggering errors, effectively avoiding small signals such as flying insects from triggering incorrectly
- Integrated design of isolated flicker free driving power supply and microwave induction function
- Three stage dimming with light control priority function
- Multiple current versions can be used to set induction parameters and current levels by dialing the code



Key Parameter / Dimension Diagram

MLC16C-DP3	
Operating Frequency	5.8GHz ± 75MHz, ISM frequency band
Rated Voltage	100-240V AC, 50/60Hz
Output Parameters	9-45V DC(350mA) / 9-36V DC(450mA) / 9-32V DC(500mA) / 9-26V DC(600mA) / 9-23V DC(700mA)
Standby Power	≤0.5W
Installation Height	3m(Typical Value) / 6m(Maximum Value)
Detecting Radius	≥3m
Protection Grade	IP20
Networking Method	N/A



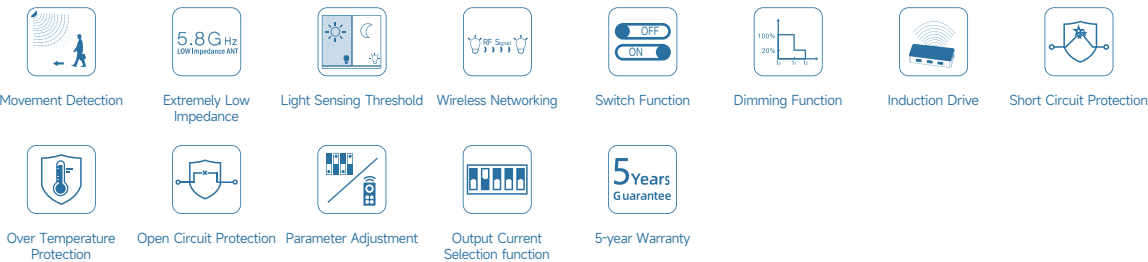


MLC18C-PRF R

Induction Driven

Product Features


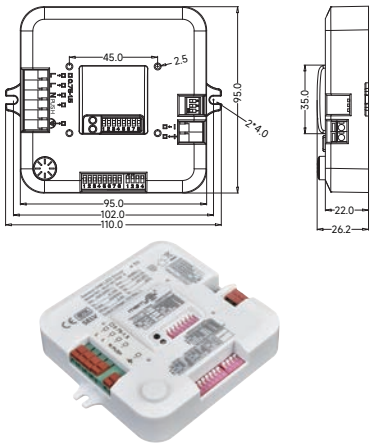
- Isolated flicker free LED driver+microwave induction function+RF integrated design
- The product has both RF synchronous sensing and dual light sensing detection functions
- 868MHz RF wireless networking, long transmission distance, stable
- Using narrowband communication technology to solve the problem of wireless same frequency interference
- Adopting dual light sensing detection, it can recognize artificial light and natural light, suitable for installation inside lighting fixtures for internal detection
- The product can be divided into 16 groups and has the function of RF receiving and transmitting induction synchronization signals, thereby expanding the local induction range
- Multiple current versions can be used to set induction parameters, current levels, and RF networking settings through dialing



Key Parameter / Dimension Diagram

MLC18C-PRF R	
Operating Frequency	5.8GHz ± 75MHz, ISM frequency band
Communication Protocol	868MHz communication protocol
Distance	100m (Open Space) / 30m (Indoor)
Rated Voltage	100-240V AC, 50/60Hz
Output Parameters	16-65V DC 300mA / 16-60V DC 350mA 16-47.5V DC 450mA / 16-34.6V DC 600mA 16-30V DC 700mA
Standby Power	≤1W
Installation Height	3m(Typical Value) / 6m(Maximum Value)
Detecting Radius	≥3m
Protection Grade	IP20
Networking Method	868MHz RF

Unit: mm



MLC18C-NDP2

Induction Driven

Product Features


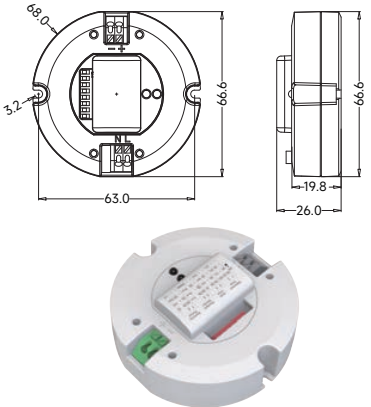
- Ultra low standby power consumption
- Integrated design of non isolated and flicker free LED driver power supply and microwave sensor function
- Global patented low impedance anti-interference antenna technology, suitable for various installation environments
- Super anti-interference ability, strong reflection environment without triggering errors, effectively avoiding small signals such as flying insects from triggering incorrectly
- Three stage dimming with light control priority function
- Single current version, induction parameters can be set by pulling the code



Key Parameter / Dimension Diagram

MLC18C-NDP2	
Operating Frequency	5.8GHz ± 75MHz, ISM frequency band
Rated Voltage	100-240V AC, 50/60Hz
Output Parameters	24-53V DC 300mA / 350mA
Standby Power	≤0.5W
Installation Height	3m(Typical Value) / 6m(Maximum Value)
Detecting Radius	≥3m
Protection Grade	IP20
Networking Method	N/A

Unit: mm

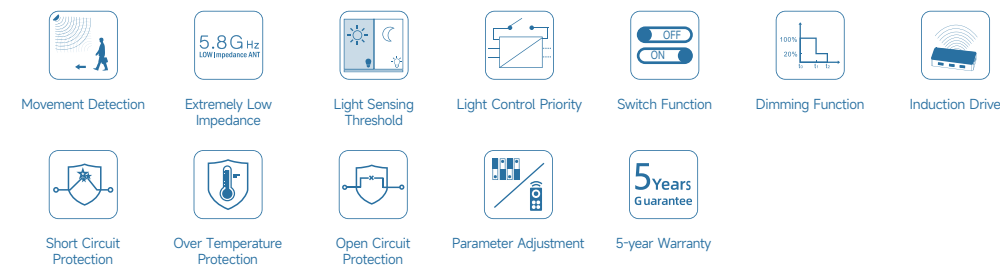


MLC25C-DP2

Induction Driven

Product Features


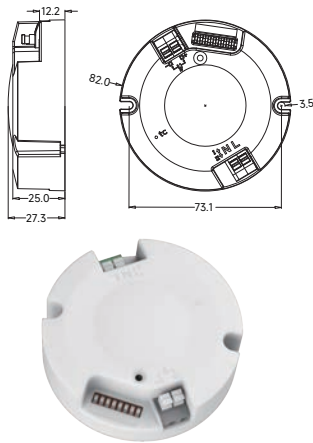
- Low standby power consumption, meeting the latest ERP energy efficiency requirements
- Global patented low Yang anti-interference antenna technology, capable of adapting to various installation environments
- Strong anti-interference ability, strong reflection environment without false triggering, effectively avoiding small signal false triggering such as flying insects
- Integrated design of isolated flicker free driving power supply and microwave response function
- Three stage dimming with light control priority function
- Single current version, induction parameters can be set by pulling the code



Key Parameter / Dimension Diagram

MLC25C-DP2	
Operating Frequency	5.8GHz ± 75MHz, ISM frequency band
Rated Voltage	100-240V AC, 50/60Hz
Output Parameters	24-42V DC 450mA / 500mA / 550mA 24-36V DC 600mA 24-30V DC 700mA
Standby Power	≤0.5W
Installation Height	3m(Typical Value) / 6m(Maximum Value)
Detecting Radius	≥3m
Protection Grade	IP20
Networking Method	N/A

Unit: mm

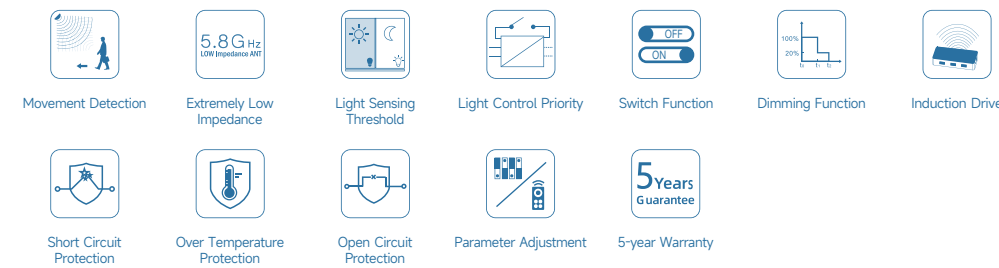


MLC28C-NDP2

Induction Driven

Product Features


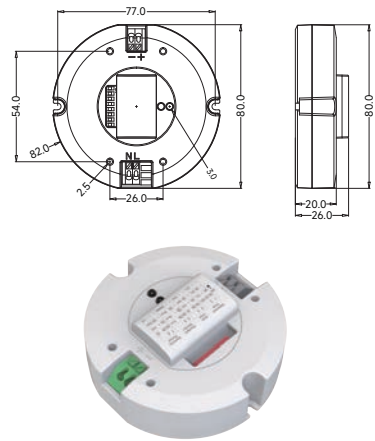
- Ultra low standby power consumption
- Integrated design of non isolated and flicker free LED driver power supply and microwave sensor function
- Global patented low impedance anti-interference antenna technology, suitable for various installation environments
- Super anti-interference ability, strong reflection environment without triggering errors, effectively avoiding small signals such as flying insects from triggering incorrectly
- Three stage dimming with light control priority function
- Single current version, induction parameters can be set by dialing the code



Key Parameter / Dimension Diagram

MLC28C-NDP2	
Operating Frequency	5.8GHz ± 75MHz, ISM frequency band
Rated Voltage	100-240V AC, 50/60Hz
Output Parameters	24-42V DC 450mA / 500mA / 550mA 24-36V DC 700mA
Standby Power	≤0.5W
Installation Height	3m(Typical Value) / 6m(Maximum Value)
Detecting Radius	≥3m
Protection Grade	IP20
Networking Method	N/A

Unit: mm

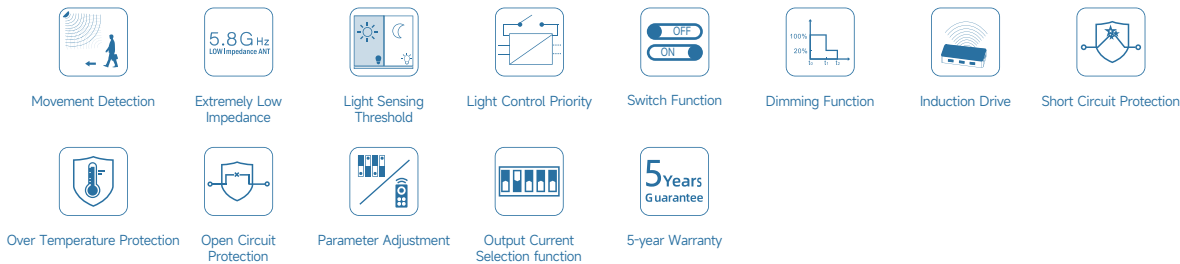


MLC28C-DP2

Induction Driven

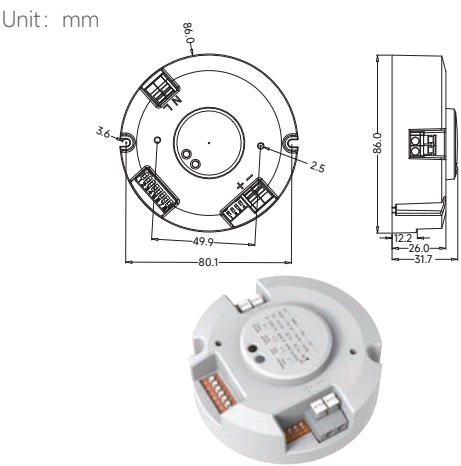
Product Features

- Low standby power consumption, meeting the latest ERP energy efficiency requirements
- Global patented low impedance anti-interference antenna technology that can adapt to various installation environments
- Super anti-interference ability, strong reflection environment without false triggering, effectively avoiding small signal false triggering such as flying insects
- Integrated design of isolated flicker free driving power supply and microwave induction function
- Three stage dimming with light control priority function
- Multi current version, can set induction parameters and current levels by pulling the code



Key Parameter / Dimension Diagram

MLC28C-DP2	
Operating Frequency	5.8GHz ± 75MHz, ISM frequency band
Rated Voltage	100-240V AC, 50/60Hz
Output Parameters	300-700mA 9-40V DC
Standby Power	≤0.5W
Installation Height	3m(Typical Value) / 6m(Maximum Value)
Detecting Radius	≥3m
Protection Grade	IP20
Networking Method	N/A

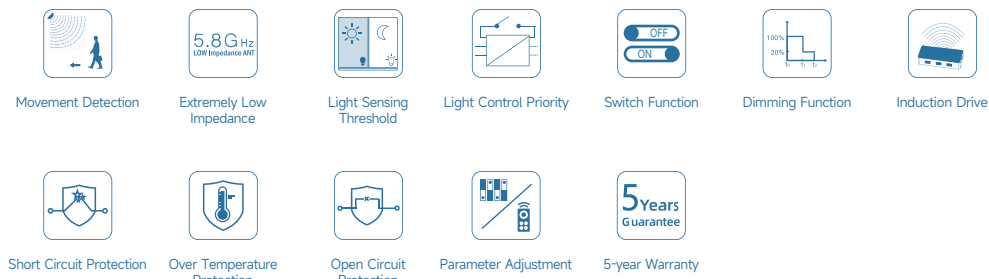


MLC20C-PS1

Induction Driven

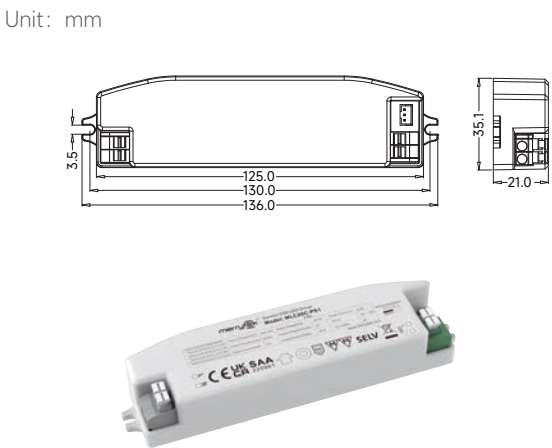
Product Features

- Low standby power consumption, meeting the latest ERP energy efficiency requirements
- Separated design of isolated flicker free driving power supply and microwave induction function
- Two stage/three-stage dimming function, suitable for various application scenarios
- Single current version, induction parameters can be set by dialing the code



Key Parameter / Dimension Diagram

MLC20C-PS1	
Operating Frequency	5.8GHz ± 75MHz, ISM frequency band
Rated Voltage	100-240V AC, 50/60Hz
Output Parameters	300mA/350mA/380mA/450mA 28-42V DC
Standby Power	≤0.5W
Installation Height	3m(Typical Value) / 6m(Maximum Value)
Detecting Radius	≥3m
Protection Grade	IP20
Networking Method	N/A



# MIC17-5GH Series

Supermarket Module

## Product Features

- This series of products is a high-performance 5.8GHz microwave module that can be applied to scenarios where human movement triggers lighting, such as bathrooms, restrooms, corridors, living rooms, parking lots, etc
- The product can easily cope with various complex environments, ensuring the reliability and real-time transmission of signals
- Pioneering the 5.8G radar industry's SMT technology, reducing production process hours
- Self developed antenna+self-developed chip, combined with third-generation A self-learning algorithm, deep memory environment, and comprehensive upgrade of anti-interference
- Fully automated production testing to ensure product quality consistency



Movement Detection

Extremely Low Impedance


Light Sensing Threshold

Switch Function

PWM Dimming

Dimming Function


5-year Warranty



MIC17-5GH A



MIC17-5GH B

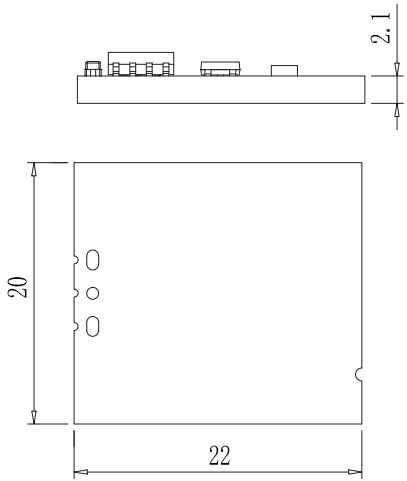


MIC17-5GH 99

## Key Parameter / Dimension Diagram

	MIC17-5GH A	MIC17-5GH B	MIC17-5GH 99
Operating Frequency	5.8GHz ± 75MHz, ISM frequency band	5.8GHz ± 75MHz, ISM frequency band	5.8GHz ± 75MHz, ISM frequency band
Rated Voltage	5-13V DC	5-13V DC	5-13V DC
Output Parameters	3.3V high and low level signal 1kHz PWM dimming signal	4.4V high and low level signal 1kHz PWM dimming signal	3.3V high and low level signal 1kHz PWM dimming signal
Working Current	13±2mA	13±2mA	13±2mA
Installation Height	3m(Typical Value) / 4m(Maximum Value)	3m(Typical Value) / 4m(Maximum Value)	3m(Typical Value) / 4m(Maximum Value)
Detecting Radius	≥2.5m	≥2.5m	≥2.5m
Protection Grade	IP00	IP00	IP00
Parameter Adjustment	Default parameters	Default parameters	MH16 remote
Networking Method	N/A	N/A	N/A

Unit: mm



MIC17-5GH A / B / 99



Ceiling Light



Tri-proof Light



T8 Light Tube



Stairwall



Parking Lot





# MIC18-5GH Series


Engineering Module


## Product Features


- This series of products is a high-performance 5.8GHz microwave module that can be applied to scenarios where human movement triggers lighting. Such as: bathroom, washroom, hallway, living room, parking lot, etc
- The product can easily cope with various complex environments, ensuring the reliability and real-time transmission of signals
- Deep memory environment, intelligent filtering of interference sources, comprehensive upgrade of anti-interference, multi-dimensional solution to common non-human movements signal interference
- Self developed antenna, equipped with third-generation AI self-learning algorithm, deep memory environment, fully upgraded anti-interference capability
- Easy parameter tuning, adaptable to various application requirements


  
Movement Detection


  
Extremely Low Impedance


  
Light Sensing Threshold

  
Switch Function

  
PWM Dimming

  
Dimming Function

  
5-year Warranty



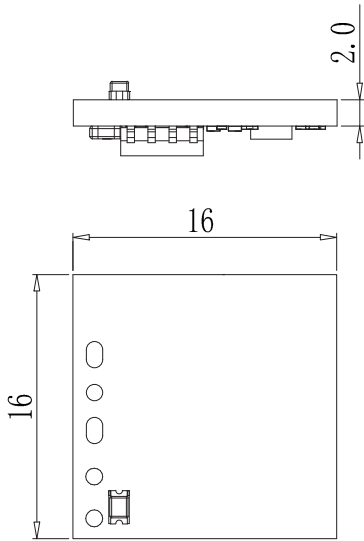
MIC18-5GH C / D / E

CE  
RED

## Key Parameter / Dimension Diagram

	MIC18-5GH C	MIC18-5GH D	MIC18-5GH E
Operating Frequency	5.8GHz ± 75MHz, ISM frequency band	5.8GHz ± 75MHz, ISM frequency band	5.8GHz ± 75MHz, ISM frequency band
Rated Voltage	5-13V DC	8-13V DC	3.3V DC
Output Parameters	3.3V high and low level signal 1kHz PWM dimming signal	5V high and low level signal 1kHz PWM dimming signal	3.3V high and low level signal 1kHz PWM dimming signal
Working Current	5±2mA	5±2mA	5±2mA
Installation Height	3m(Typical Value) / 6m(Maximum Value)	3m(Typical Value) / 6m(Maximum Value)	3m(Typical Value) / 6m(Maximum Value)
Detecting Radius	≥2.5m	≥2.5m	≥2.5m
Protection Grade	IP00	IP00	IP00
Parameter Adjustment	Default parameters	Default parameters	Default parameters
Networking Method	N/A	N/A	N/A

Unit: mm



MIC18-5GH C / D / E



Ceiling Light



Downlights



T8 Light Tube



Stairwall



Parking Lot

# MIC36-5GH 99 Series

Engineering Module

## Product Features

- This series of products is a high-performance 5.8GHz microwave module that can be applied to scenarios where human movement triggers lighting, such as bathrooms, restrooms, corridors, living rooms, parking lots, etc
- The product can easily cope with various complex environments, ensuring the reliability and real-time transmission of signals
- Deep memory environment, intelligent filtering of interference sources, comprehensive upgrade of anti-interference, multi-dimensional solution to common non-human interference in motion signals
- Self developed antenna, equipped with third-generation AI self-learning algorithm, deep memory environment, fully upgraded anti-interference capability
- Equipped with ordinary light control and light control priority functions, suitable for various application needs
- Expandable multifunctional module, customizable to match and define product functions, including multiple control methods such as expanding dialing, remote control, etc



Movement Detection

Extremely Low Impedance

Light Sensing Threshold

Light Control Priority

Switch Function


Dimming Function

PWM Dimming

0-10V Dimming

Parameter Adjustment

5-year Warranty

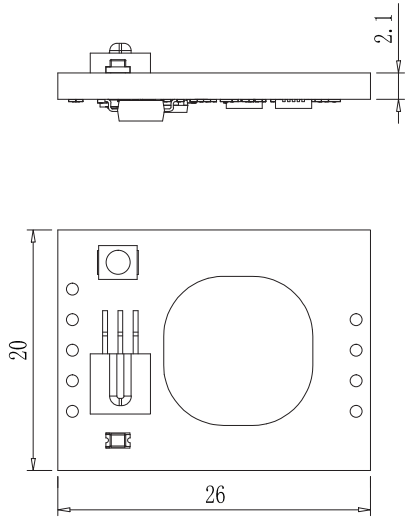


MIC36-5GH 99 A / B / C / D

## Key Parameter / Dimension Diagram

	MIC36-5GH 99 A	MIC36-5GH 99 B	MIC36-5GH 99 C	MIC36-5GH 99 D
Operating Frequency	5.8GHz ± 75MHz, ISM frequency band	5.8GHz ± 75MHz, ISM frequency band	5.8GHz ± 75MHz, ISM frequency band	5.8GHz ± 75MHz, ISM frequency band
Rated Voltage	5-13V DC	11-13V DC	8-13V DC	3.3V DC
Output Parameters	3.3V high and low level signal 1kHz PWM dimming signal	0/1-10V dimming signal	5V high and low level signal 1kHz PWM dimming signal	3.3V high and low level signal 1kHz PWM dimming signal
Working Current	5±2mA	5±2mA	5±2mA	5±2mA
Installation Height	3m(Typical Value) / 6m(Maximum Value)	3m(Typical Value) / 6m(Maximum Value)	3m(Typical Value) / 6m(Maximum Value)	3m(Typical Value) / 6m(Maximum Value)
Detecting Radius	≥3m	≥3m	≥3m	≥3m
Protection Grade	IP00	IP00	IP00	IP00
Parameter Adjustment	Dial code, MH10 remote, MH16 remote	Dial code, MH10 remote, MH16 remote	Dial code, MH10 remote, MH16 remote	Dial code, MH10 remote, MH16 remote
Networking Method	N/A	N/A	N/A	N/A

Unit: mm



MIC36-5GH 99 A / B / C / D

Ceiling Light

Tri-proof Light

Panel Light

Stairwall

Parking Lot

# MIC70-24GH

Module Exists


## Product Features


- This product is a high-performance 24GHz millimeter wave radar module that can be applied to applications with long-term retention scenarios, such as bathrooms, washrooms, living rooms, offices, etc
- The product can easily cope with various complex environments, ensuring the reliability and real-time transmission of signals
- Using high-precision millimeter wave radar and self-developed patented antenna, the human body has zero signal loss
- Deep memory environment, intelligent filtering of interference sources, comprehensive upgrade of anti-interference, multi-dimensional solution to common non-human body movements interference from dynamic signals
- Built in application of lighting fixtures, stable and reliable


CE  
RED

  
Movement Detection

  
Respiratory Detection

  
24G Hz  
LOW Impedance ANT

  
Light Sensing Threshold

  
Switch Function

  
Dimming Function


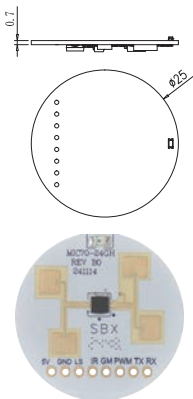
  
PWM Dimming

  
5-year Warranty

## Key Parameter / Dimension Diagram

MIC70-24GH	
Operating Frequency	24GHz-24.25GHz, ISM frequency band
Rated Voltage	5±0.25V DC
Output Parameters	3.3V high and low level signal, 1kHz PWM dimming signal
Working Current	80±3mA
Installation Height	3m(Typical Value) / 4m(Maximum Value)
Detecting Radius	≥2.5m
Protection Grade	IP00
Networking Method	N/A

Unit: mm





# Tri-proof Light Serie

## Product Features

Merrytek provides microwave mobile, PIR mobile, and light sensing integrated sensors for series of lighting fixtures such as three proof lights, line lights, and hanging line lights.

The product adopts built-in installation and provides input AC and DC power supply, output signals: switch PWM、0-10V、 DALI, Adapt to IoT ecosystem products such as Casambi, Tuya, Silvair, etc.

## Product Series

MC098S series, MC087D series, MC628 series, MC168S IR series, MC188V 99、 MC087V RC, Multiple options are available to meet the energy-saving lighting needs of public spaces such as corridors, parking lots, warehouses, shops, supermarkets, etc.





# MC087D Series

DC Controller

## Product Features

- The product adopts a metal dual coupled dipole antenna design, which has super strong anti-interference ability
- Paired with LED drivers with auxiliary power output, it can achieve switch function, two-stage/three-stage dimming function, and light control priority function
- Low sidelobe, solving the industry pain point of microwave antennas being easily triggered when installed under metal lamp boards
- Long strip opening design, suitable for built-in installation in most strip lamps, can be remotely controlled through bottom dial/MH10 to set sensing parameters



Movement Detection

Dipole Antenna

Light Sensing Threshold

Light Control Priority

Switch Function

Dimming Function

PWM Dimming

0-10V Dimming

Parameter Adjustment

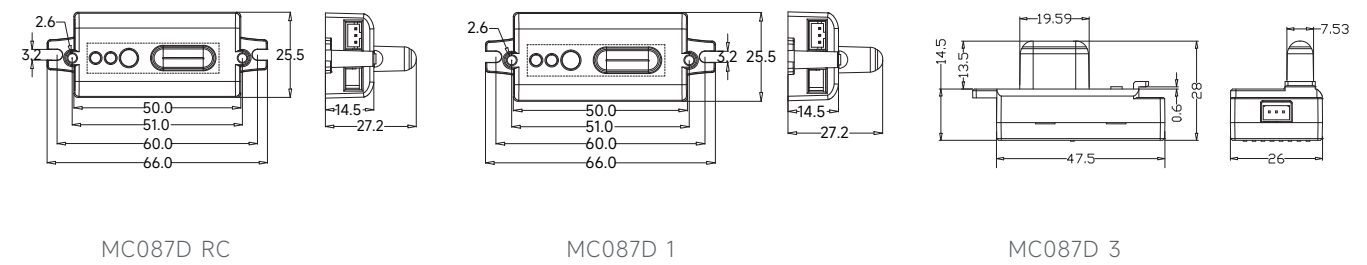
5-years Warranty



## Key Parameter / Dimension Diagram

	MC087D RC	MC087D 1	MC087D 3
Operating Frequency	5.8GHz ± 75MHz, ISM frequency band	5.8GHz ± 75MHz, ISM frequency band	5.8GHz ± 75MHz, ISM frequency band
Rated Voltage	12±1V DC	12±1V DC	12±1V DC
Working Current	20±3mA	20±3mA	20±3mA
Output Signal	0-10V/PWM dimming signal	0-10V/PWM dimming signal	0-10V/PWM dimming signal
Installation Height	3m(Typical Value) / 6m(Maximum Value)	3m(Typical Value) / 6m(Maximum Value)	3m(Typical Value) / 6m(Maximum Value)
Detecting Radius	≥3m	≥3m	≥3m
Protection Grade	IP20	IP20	IP20
Setup Mode	Remote	Back dial code	Remote, Back dial code
Networking Method	N/A	N/A	N/A

Unit: mm



## Adapted Luminaires



## Application Scenarios




# MC087D 99 Series

DC Controller


## Product Features

- 12V DC input, 0-10V dimming signal output, suitable for DC systems or LED power supplies with 12V DC auxiliary power output
- Two/three stage dimming options are available, and the sensing range can be adjusted
- The patented dual coupled dipole antenna design and adaptive algorithm effectively solve the problems of low installation height of columnar antenna sensors and unstable sensors caused by antenna sidelobe radiation when installed in metal houses
- Widely used in parking lots and other places to solve problems such as traditional sensors not being able to detect vehicles or vehicles passing directly under sensors only being detected
- Dialing compatible with patrol design, easy and convenient engineering debugging
- Screw free snap on design, quick installation version


CE  
RED




Movement Detection




Dipole Antenna




Light Sensing Threshold




Light Control Priority




Switch Function




Dimming Function




PWM Dimming




0-10V Dimming



Parameter Adjustment



5-year Warranty

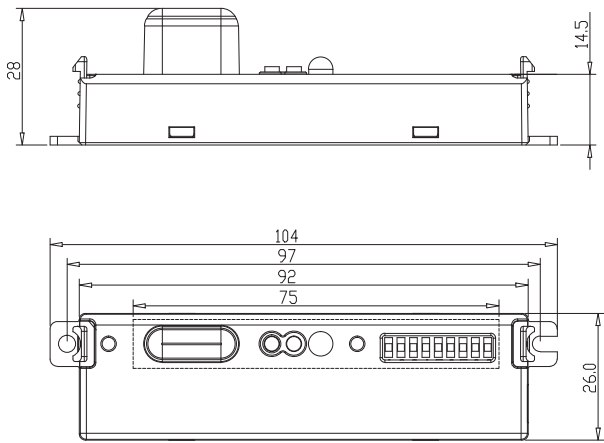


MC087D 99 / MC087D 99 1

## Key Parameter / Dimension Diagram

	MC087D 99	MC087D 99 1
Operating Frequency	5.8GHz ± 75MHz, ISM frequency band	5.8GHz ± 75MHz, ISM frequency band
Rated Voltage	12±1V DC	12±1V DC
Working Current	20±3mA	20±3mA
Output Signal	0-10V DC dimming signal	PWM
Installation Height	3m(Typical Value) / 6m(Maximum Value)	3m(Typical Value) / 6m(Maximum Value)
Detecting Radius	≥3m	≥3m
Protection Grade	IP20	IP20
Setup Mode	Top dial code, Back dial code	Top dial code, Back dial code
Networking Method	N/A	N/A

Unit: mm




MC087D 99 / MC087D 99 1

## Adapted Luminaires



## Application Scenarios



MC087D 99 B Series

DC Networking Controller

Product Features

- Patent dual coupled dipole antenna, trigger without error
- Narrow microwave sensor, easy to fix in ultra-thin LED lamps
- The sensing parameters can be set through the remote control/Casambi App/Silvair App, which can achieve wireless 2.4G/Casambi/Silvair
- 0-10V or PWM dimming port, two-stage/three-stage dimming options available
- Maximum installation height of 6m
- Screw free snap on design, quick installation version



Movement Detection

Dipole Antenna

Light Sensing Threshold

Light Control Priority

Wireless Networking

Linkage Intelligence

Switch Function

Dimming Function

PWM Dimming

0-10V Dimming

Parameter Adjustment

5-year Warranty

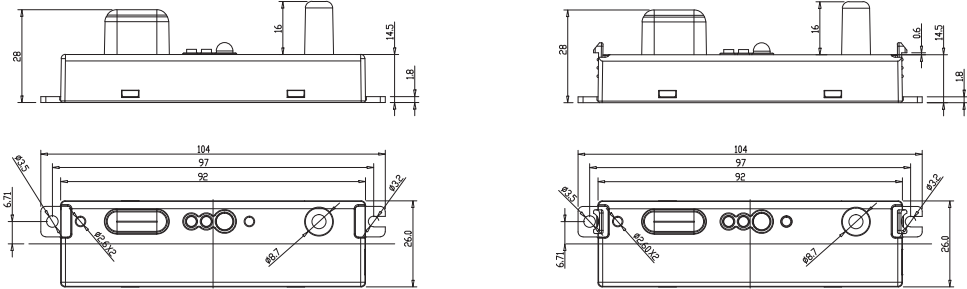


MC087D 99 B Series / MC087D 99 1 B Series

Key Parameter / Dimension Diagram

	MC087D 99 B Series	MC087D 99 1 B Series
Model/Networking Method	MC087D 99 B / 2.4G RF Networking MC087D 99 B1 / Casambi Networking MC087D 99 B3 / Silvair Networking	MC087D 99 1 B / 2.4G RF Networking MC087D 99 1 B1 / Casambi Networking MC087D 99 1 B3 / Silvair Networking
Operating Frequency	5.8GHz ± 75MHz, ISM frequency band	
Rated Voltage	12±1V DC	
Working Current	55±5mA: B 45±5mA: B1/B3	
Output Signal	0-10V DC dimming signal; PWM	
Installation Height	3m(Typical Value) / 6m(Maximum Value)	
Detecting Radius	≥5m	
Protection Grade	IP20	

Unit: mm



MC087D 99 B Series / MC087D 99 1 B Series

Adapted Luminaires



Tri-proof Light

Linear Light

Application Scenarios



Parking Lot

Warehouse

MC628D RC

DC Controller

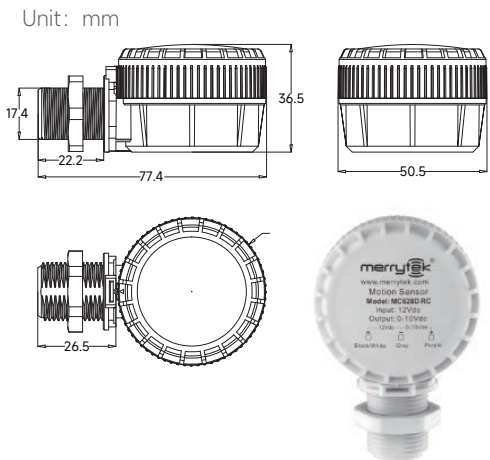
Product Features

- The product adopts the latest microwave circuit design, combined with an LED driver with a 12V DC auxiliary power output, which can achieve two-stage/three-stage design dimming function, light control priority function
- The product adopts the latest microwave circuit design, combined with 0-10V LED driver, which can achieve two-stage/three-stage dimming function, with priority given to light control function or light control adaptive function
- Patented high gain antenna, suitable for high installation environments
- High/low sensitivity mode is optional, and low sensitivity mode can be used in strong reflective environments without triggering errors
- Supports a maximum installation height of 15m and can set sensing parameters through MH10 remote control, suitable for various installation scenarios
- Equipped with M20 interface, suitable for side hole installation of linear mining lights, tri-roof lights, etc



Key Parameter / Dimension Diagram


MC628D RC	
Operating Frequency	5.8GHz ± 75MHz, ISM frequency band
Rated Voltage	12±1V DC
Working Current	30±3mA
Output Signal	0-10V DC dimming signal
Installation Height	10m(Typical Value) / 15m(Maximum Value)
Detecting Radius	≥5m
Protection Grade	IP65
Networking Method	N/A



Adapted Luminaires



Application Scenarios



MC083V 99

AC Controller

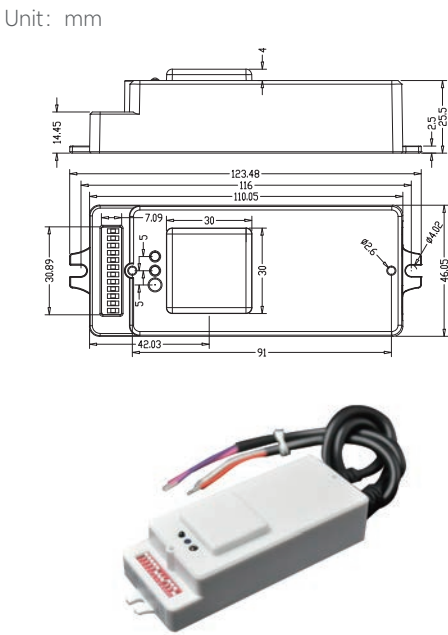
Product Features

- Patent microwave antenna, supporting installation up to 15 meters, suitable for high warehouse applications
- 1-10V dimming port, combined with 1-10V driver to achieve two-stage/three-stage dimming function
- Compatible with coding and infrared remote control design, users can easily set sensing parameters according to their needs
- Support high and low sensitivity detection modes (low sensitivity mode is suitable for environments with metal ceilings and many metal reflective surfaces)
- UL listed certification



Key Parameter / Dimension Diagram


MC083V 99	
Operating Frequency	5.8GHz ± 75MHz, ISM frequency band
Rated Voltage	100-240V AC
Rated Load	2A@120V AC, 3A@277V AC, 3A@220-240V AC
Standby Power	≤1W
Output Signal	1-10V DC dimming signal; ON/OFF signal
Installation Height	10m(Typical Value) / 15m(Maximum Value)
Detecting Radius	≥5m
Protection Grade	IP20
Light Sensing Threshold	Yes
Light Control Priority	No
Networking Method	N/A



Adapted Luminaires



Application Scenarios






# MC077V 99 Series


AC Controller

## Product Features


- The product adopts a new antenna design with strong anti-interference ability, and can be switched on and off with 1-10V LED driver function, two-stage/three-stage dimming function
- Long strip appearance, micro dual coupled dipole antenna, effectively avoiding the problem of light shielding when using tri-proof lamps
- Low sidelobe, solves the industry pain point of microwave antennas being easily triggered when installed under metal light plates, compatible with front/back dials code and MH10 remote control set induction parameters, portable adjustment




Movement Detection




Miniature Pair Dipole Antenna




Light Sensing Threshold




Load Capacity




Switch Function




Dimming Function



0-10V Dimming



Parameter Adjustment



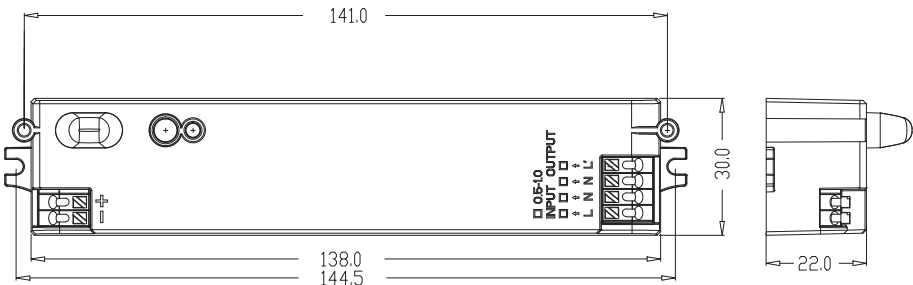
5-year Warranty



## Key Parameter / Dimension Diagram

	MC077V 99	MC077V 99 1
Operating Frequency	5.8GHz ± 75MHz, ISM frequency band	5.8GHz ± 75MHz, ISM frequency band
Rated Load	400W@230V AC(Inductive Load) 800W@230V AC(Resistive Load)	400W@230V AC(Inductive Load) 800W@230V AC(Resistive Load)
Rated Voltage	100-240V AC, 50/60Hz	100-240V AC, 50/60Hz
Output Signal	1-10V DC dimming signal; ON/OFF signal	1-10V DC dimming signal; ON/OFF signal
Standby Power	≤0.5W	≤0.5W
Installation Height	3m(Typical Value) / 6m(Maximum Value)	3m(Typical Value) / 6m(Maximum Value)
Detecting Radius	≥3m	≥3m
Protection Grade	IP20	IP20
Networking Method	N/A	N/A

Unit: mm



MC077V 99 / MC077V 99 1



MC077V 99

MC077V 99 1

## Adapted Luminaires



Tri-proof Light

## Application Scenarios



Parking Lot




Warehouse


# MC098S Series


AC Controller


## Product Features


- The product adopts a metal dual coupled dipole antenna design, with strong environmental adaptability and no induction zone: it can achieve switch function
- Low sidelobe, solving the industry pain point of microwave antennas being easily triggered when installed under metal lamp boards
- Adopting a non isolated switch power supply scheme will not affect the overall PF value of the lamp
- Long strip opening design, suitable for built-in in the vast majority of strip lamps, can set sensing parameters through (front/back) dial code


  
Movement Detection


  
Dipole Antenna

  
Light Sensing Threshold

  
Load Capacity

  
Switch Function

  
Parameter Adjustment

  
5-year Warranty



## Key Parameter / Dimension Diagram

	MC098S	MC098S 1	MC098S 2
Operating Frequency	5.8GHz ± 75MHz, ISM frequency band	5.8GHz ± 75MHz, ISM frequency band	5.8GHz ± 75MHz, ISM frequency band
Rated Load	200W@230V AC(Inductive Load) 400W@230V AC(Resistive Load)	200W@230V AC(Inductive Load) 400W@230V AC(Resistive Load)	400W@230V AC(Inductive Load) 800W@230V AC(Resistive Load)
Rated Voltage	100-240V AC, 50/60Hz		
Output Signal	ON/OFF signal		
Standby Power	≤0.5W		
Installation Height	3m(Typical Value) / 6m(Maximum Value)		
Detecting Radius	≥3m		
Protection Grade	IP20		
Networking Method	N/A		

Unit: mm



MC098S / 2



MC098S 1 / 3



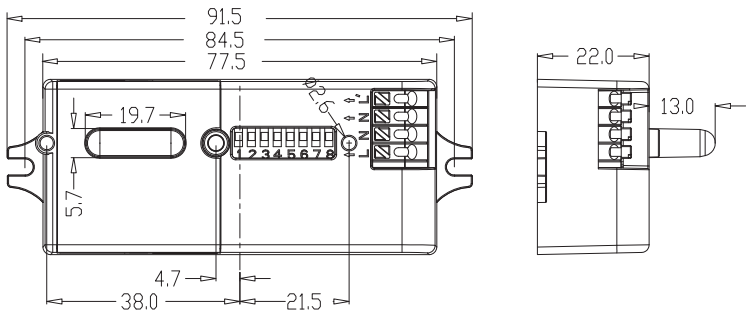
MC098S 3 RC / MC098S 2 RC



MC098S 4 / 5



MC098S F1



MC098S 1 / 2

## Adapted Luminaires



Tri-proof Light



Ceiling Light

## Application Scenarios



Parking Lot



Warehouse



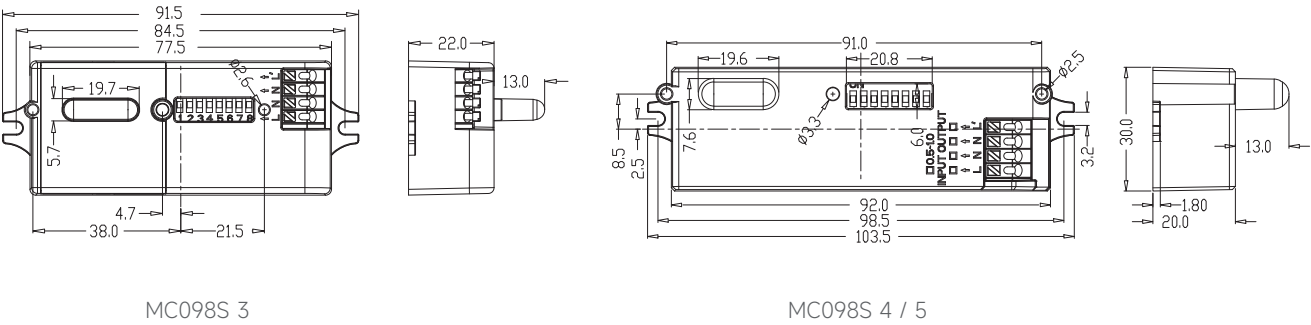
Hallway

Tri-proof Light Series

Key Parameter / Dimension Diagram

	MC098S 3	MC098S 4	MC098S 5
Operating Frequency	5.8GHz ± 75MHz, ISM frequency band	5.8GHz ± 75MHz, ISM frequency band	5.8GHz ± 75MHz, ISM frequency band
Rated Load	400W@230V AC(Inductive Load) 800W@230V AC(Resistive Load)	200W@230V AC(Inductive Load) 400W@230V AC(Resistive Load)	200W@230V AC(Inductive Load) 400W@230V AC(Resistive Load)
Rated Voltage	100-240V AC, 50/60Hz		
Output Signal	ON/OFF signal		
Standby Power	≤0.5W		
Installation Height	3m(Typical Value) / 6m(Maximum Value)		
Detecting Radius	≥3m		
Protection Grade	IP20		
Networking Method	N/A		

Unit: mm



Adapted Luminaires



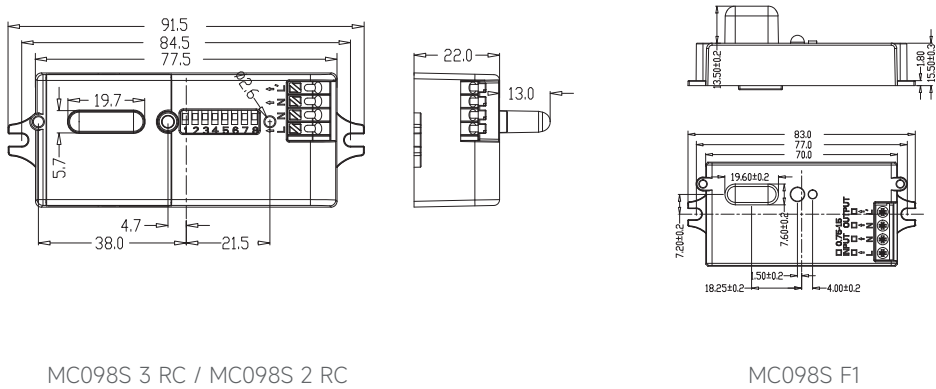
Application Scenarios



Key Parameter / Dimension Diagram

	MC098S 2 RC	MC098S 3 RC	MC098S F1
Operating Frequency	5.8GHz ± 75MHz, ISM frequency band	5.8GHz ± 75MHz, ISM frequency band	5.8GHz ± 75MHz, ISM frequency band
Rated Load	400W@230V AC(Inductive Load) 800W@230V AC(Resistive Load)	400W@230V AC(Inductive Load) 800W@230V AC(Resistive Load)	400W@230V AC(Inductive Load) 800W@230V AC(Resistive Load)
Rated Voltage	100-240V AC, 50/60Hz		
Output Signal	ON/OFF signal		
Standby Power	≤0.5W		
Installation Height	3m(Typical Value) / 6m(Maximum Value)		
Detecting Radius	≥3m		
Protection Grade	IP20		
Networking Method	N/A		

Unit: mm



Adapted Luminaires



Application Scenarios





# MC098S 99 Series


AC Controller


## Product Features


- The product adopts a metal dual coupled dipole antenna design, with strong environmental adaptability and no induction blind spots: it can achieve switch function
- Low sidelobe, solving the industry pain point of microwave antennas being easily triggered when installed under metal lamp boards
- Adopting a non isolated switch power supply scheme will not affect the overall PF value of the lamp
- The long strip opening design is suitable for being built into the vast majority of strip lamps, and the sensing parameters can be set by pulling the code (front/back)
- Screw free snap on design, quick installation version


  
Movement Detection


  
Dipole Antenna


  
Light Sensing Threshold

  
Load Capacity

  
Switch Function

  
Parameter Adjustment

  
5-year Warranty

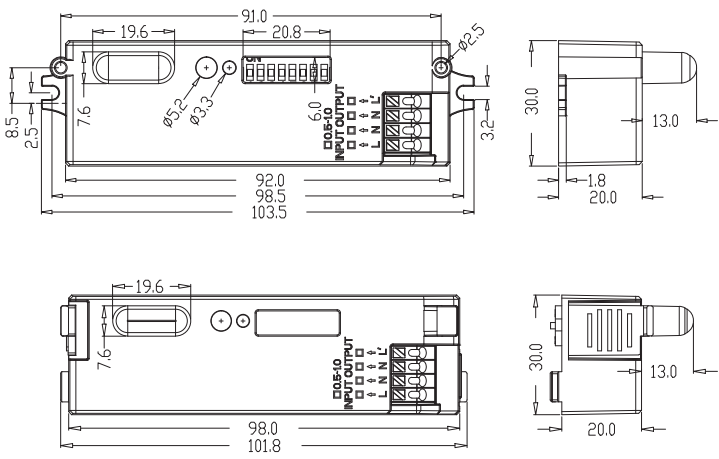


MC098S 99 / 1 / 2 / 3

## Key Parameter / Dimension Diagram


	MC098S 99	MC098S 99 1	MC098S 99 2	MC098S 99 3
Operating Frequency	5.8GHz ± 75MHz, ISM frequency band	5.8GHz ± 75MHz, ISM frequency band	5.8GHz ± 75MHz, ISM frequency band	5.8GHz ± 75MHz, ISM frequency band
Rated Load	200W@230V AC(Inductive Load) 400W@230V AC(Resistive Load)	200W@230V AC(Inductive Load) 400W@230V AC(Resistive Load)	200W@230V AC(Inductive Load) 400W@230V AC(Resistive Load)	200W@230V AC(Inductive Load) 400W@230V AC(Resistive Load)
Rated Voltage	100-240V AC, 50/60Hz			
Output Signal	ON/OFF signal			
Standby Power	≤0.5W			
Installation Height	3m(Typical Value) / 6m(Maximum Value)			
Detecting Radius	≥3m			
Protection Grade	IP20			
Networking Method	N/A			

Unit: mm



MC098S 99 / 1 / 2 / 3

## Adapted Luminaires



## Application Scenarios





MC087V RC

AC Controller

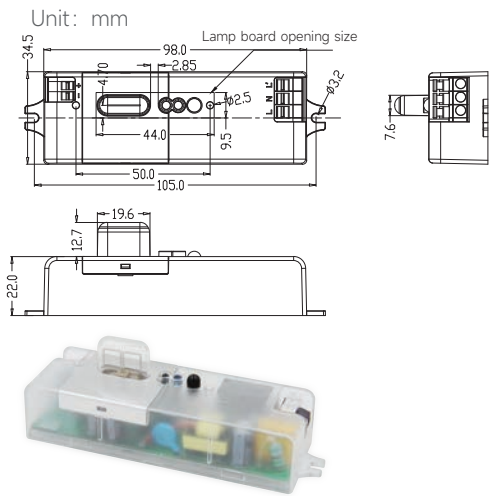
Product Features

- The patented dual coupled dipole antenna effectively solves the blind spot problem of traditional cylindrical antennas and has good anti-interference performance
- Hole size 10x40mm, suitable for the vast majority of strip lights
- All parameters can be set through the remote control MH10
- Equipped with light control threshold and light control priority function



Key Parameter / Dimension Diagram

MC087V RC	
Operating Frequency	5.8GHz ± 75MHz, ISM frequency band
Rated Load	200W@230V AC(Inductive Load) 400W@230V AC(Resistive Load)
Rated Voltage	120-277V AC, 50/60Hz
Output Signal	1-10V DC dimming signal; ON/OFF signal
Standby Power	≤1W
Installation Height	3m(Typical Value) / 6m(Maximum Value)
Detecting Radius	≥3m
Protection Grade	IP20
Networking Method	N/A



Adapted Luminaires



Application Scenarios



MC612V D 99

AC Controller

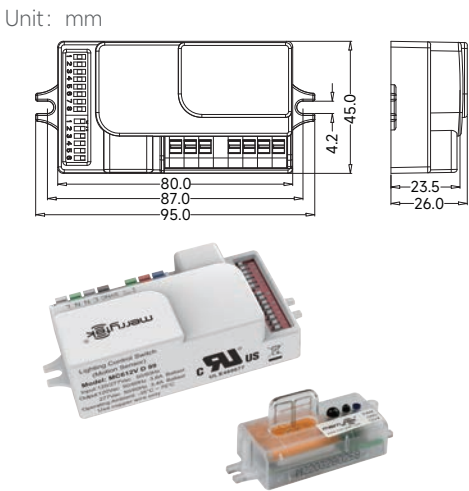
Product Features

- The product adopts metal dual coupling dipole antenna technology, with strong environmental adaptability and no induction blind spots
- Global patented anti-interference antenna technology, suitable for various installation environments
- Super anti-interference ability, strong reflection environment without triggering errors, effectively avoiding small signals such as flying insects from triggering incorrectly
- Dial code+MH12 remote control setting parameters, convenient for adapting to various types of lighting fixtures
- Split design, compatible with two types of microwave split heads, suitable for various lighting fixtures
- The product comes with a synchronization port to achieve synchronous wake-up function
- The 1-10V port of the product can be used in conjunction with MS10 to achieve light controlled adaptive function



Key Parameter / Dimension Diagram

MC612V D 99	
Operating Frequency	5.8GHz ± 75MHz, ISM frequency band
Rated Load	@120VAC 3.6A Ballast @277VAC 3.4A Ballast
Rated Voltage	120-277V AC, 50/60Hz
Output Signal	1-10V DC dimming signal; ON/OFF signal
Standby Power	≤0.5W
Installation Height	3m(Typical Value) / 6m(Maximum Value)
Detecting Radius	≥3m
Protection Grade	IP20
Networking Method	N/A



Adapted Luminaires




Application Scenarios





# MC613V D 99


AC Controllor


## Product Features


- The product adopts metal dual coupled dipole antenna technology, with strong environmental adaptability and no induction zone
  - Global patented anti-interference antenna technology, suitable for various installation environments
  - Super anti-interference ability, strong reflection environment without triggering errors, effectively avoiding small signals such as flying insects from triggering incorrectly
  - Dial code+MH12 remote control to set parameters, convenient for adapting to various types of lighting fixtures
  - Split design, compatible with two types of microwave split heads, suitable for various lighting conditions
  - The 1-10V port of the product can be used in conjunction with MS10 to achieve light controlled adaptive function
-   
Movement Detection


  
Dipole Antenna


  
Light Sensing Threshold


  
Light Control Priority


  
Light Control Adaptive


  
Load Capacity

  
Switch Function

  
Dimming Function

  
0-10V Dimming

  
Parameter Adjustment

  
5-year Warranty

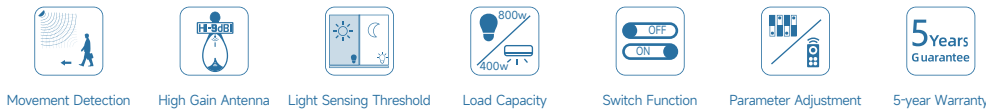


# MC628S RC

AC Controllor

## Product Features

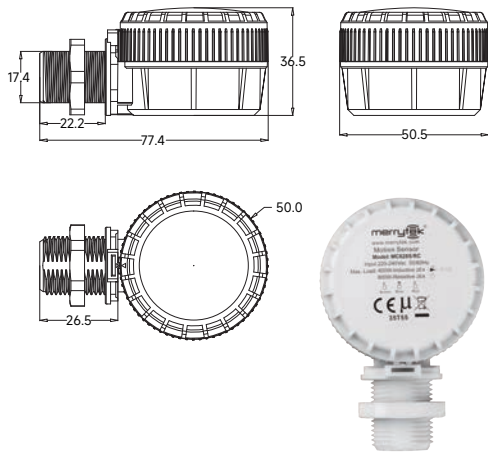
- The product has strong anti-interference ability and can achieve ON/OFF switch function when combined with the driver
- Patented high gain antenna, suitable for high installation environments
- High/low sensitivity mode is optional, and low sensitivity mode can be applied to strong reflection or metal environments, triggering without error
- Supports a maximum installation height of 15m and can set sensing parameters through MH10 remote control, suitable for various installation scenarios
- Equipped with M20 interface, suitable for side hole installation of linear mining lights, three proof lights, etc



## Key Parameter / Dimension Diagram

MC628S RC	
Operating Frequency	5.8GHz ± 75MHz, ISM frequency band
Rated Load	400W(Inductive Load) / 800W(Resistive Load)
Rated Voltage	100-240V AC
Output Signal	ON/OFF signal
Standby Power	≤1W
Installation Height	15m
Detecting Radius	≥3m
Protection Grade	IP65
Networking Method	N/A

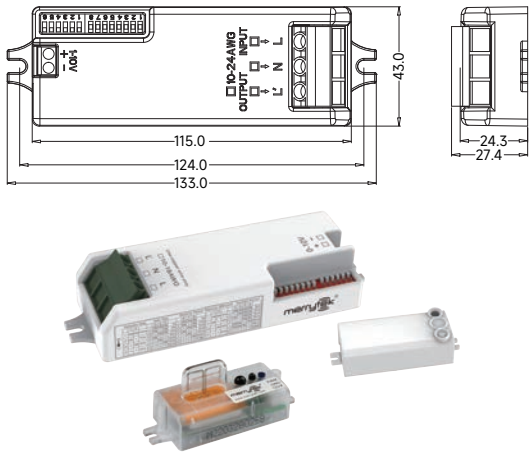
Unit: mm



## Key Parameter / Dimension Diagram

MC613V D 99	
Operating Frequency	5.8GHz ± 75MHz, ISM frequency band
Rated Load	@120VAC 3.6A Ballast @277VAC 3.4A Ballast @347VAC 3.3A Ballast
Rated Voltage	120-277V AC; 347V AC, 50/60Hz
Output Signal	1-10V DC dimming signal; ON/OFF signal
Standby Power	≤1W
Installation Height	3m(Typical Value) / 6m(Maximum Value)
Detecting Radius	≥3m
Protection Grade	IP20
Networking Method	N/A

Unit: mm



## Adapted Luminaires




## Application Scenarios



## Adapted Luminaires



## Application Scenarios

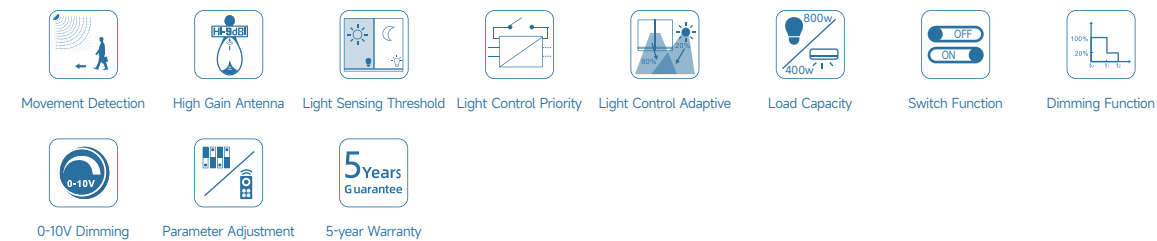


MC628V RC

AC Controller

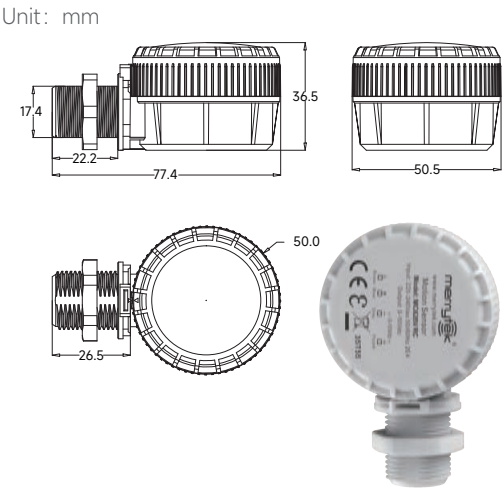
Product Features

- The product adopts the latest microwave circuit design, combined with 1-10V LED driver, which can achieve two-stage/three-stage dimming function and light control priority function or light controlled adaptive function
- Patented high gain antenna, suitable for high installation environments
- High/low sensitivity mode is optional, and low sensitivity mode can be used in strong reflective environments without triggering errors
- Supports a maximum installation height of 15m and can set sensing parameters through MH10 remote control, suitable for various installation scenarios



Key Parameter / Dimension Diagram


MC628V RC	
Operating Frequency	5.8GHz ± 75MHz, ISM frequency band
Rated Load	400W(Inductive Load) / 800W(Resistive Load)
Rated Voltage	100-240V AC
Output Signal	1-10V DC dimming signal; ON/OFF signal
Standby Power	≤1W
Installation Height	15m
Detecting Radius	≥3m
Protection Grade	IP65
Networking Method	N/A



Adapted Luminaires



Application Scenarios

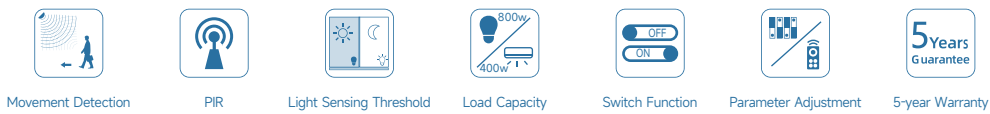


MC168S IR

AC Controller

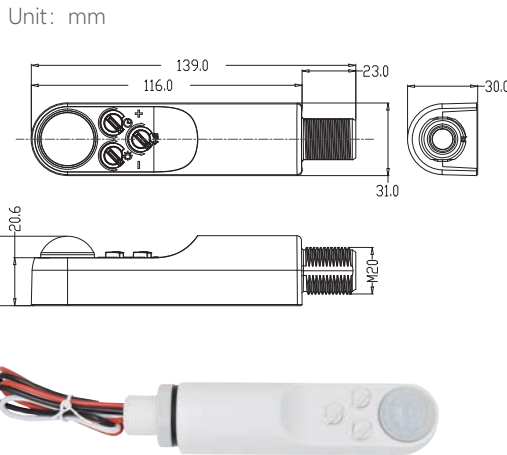
Product Features

- Side mounted independent installation infrared switch function sensor
- Rotating switch settings for sensing distance, sensing delay, and light sensing threshold parameters
- Maximum installation height of 6m



Key Parameter / Dimension Diagram


MC168S IR	
Operating Frequency	5.8GHz ± 75MHz, ISM frequency band
Rated Load	200W@230V AC(Inductive Load) 400W@230V AC(Resistive Load)
Rated Voltage	100-240V AC, 50/60Hz
Output Signal	ON/OFF signal
Standby Power	≤0.5W
Installation Height	3m(Typical Value) / 6m(Maximum Value)
Detecting Radius	≥3m
Protection Grade	IP65
Networking Method	N/A



Adapted Luminaires



Application Scenarios

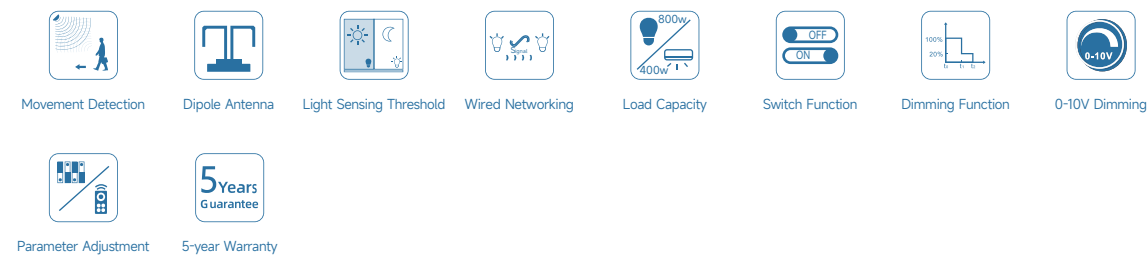


# MC188V 99

AC Controller

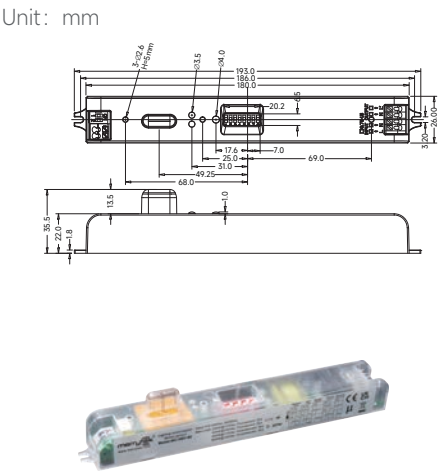
## Product Features

- Patent dual coupled dipole antenna
- Transparent shell, miniature antenna design, no shading when applied to lighting fixtures
- Ultra low RF power output, harmless to human health
- Support remote control and dialing to adjust sensing parameters
- Low sidelobes and extremely high adaptability to metal environments
- Not affected by temperature, humidity, noise, airflow, dust, light and other environmental factors
- Equipped with 1-10V dimming port and synchronous networking function



## Key Parameter / Dimension Diagram


MC188V 99	
Operating Frequency	5.8GHz ± 75MHz, ISM frequency band
Rated Load	400W@230V AC(Inductive Load) 800W@230V AC(Resistive Load)
Rated Voltage	100-240V AC, 50/60Hz
Output Signal	ON/OFF signal; 1-10V DC dimming signal
Standby Power	≤0.5W
Installation Height	3m(Typical Value) / 6m(Maximum Value)
Detecting Radius	≥3m
Protection Grade	IP20
Networking Method	N/A



## Adapted Luminaires



## Application Scenarios

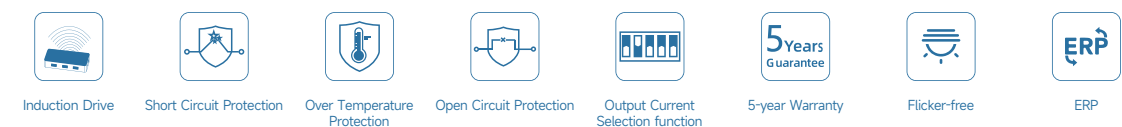


# MLC20C-NPS / MLC40C-NPS / MLC60C-NPS

Induction Driven

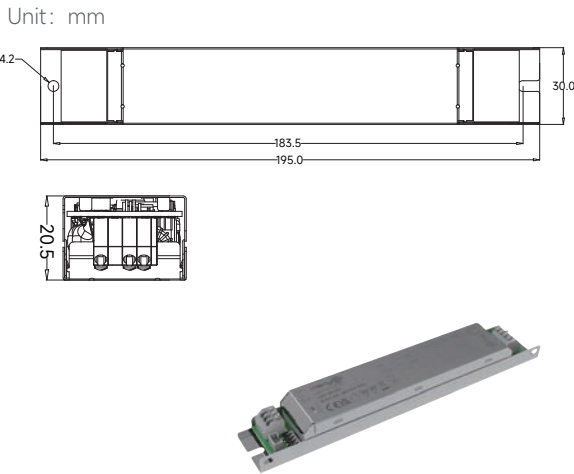
## Product Features

- Standby power consumption ≤0.5W, meeting the latest ERP energy efficiency requirements
- Non isolated and flicker free LED driver power supply+12V DC auxiliary power supply split design, suitable for various sensors or wireless smart devices ability module
- Combined with Merrytek microwave sensors, it can achieve switch function, two-stage/three-stage dimming function, or light control priority function
- Built in installation of power supply, compatible with various long strip lamps
- Multiple current versions can be set by dialing the code to set the current gear



## Key Parameter / Dimension Diagram

MLC20C-NPS / MLC40C-NPS / MLC60C-NPS	
Rated Voltage	100-240V AC, 50/60Hz
Output Parameters	MLC20C-NPS: 200mA\250mA\300mA\350mA 30-54V DC (DIP dimming adjustment output current) MLC40C-NPS: 200mA\250mA\300mA\350mA 65-120V DC MLC60C-NPS: 200mA\250mA\300mA\350mA 90-175V DC
Auxiliary Output Voltage	12V DC
Auxiliary Output Power Supply	100mA
Standby Power	≤0.5W
Output Interface	PWM
Protection Grade	IP20
Networking Method	N/A



## Adapted Luminaires



## Application Scenarios





# MLC20C-PS2 / MLC40C-PS / MLC60C-PS

Induction Driven

## Product Features

- Standby power consumption ≤ 0.5W, meeting the latest ERP energy efficiency requirements
- Isolated flicker free LED driver power supply+8.5V auxiliary power supply split design, compatible with various sensors or wireless intelligence module
- Combined with Merrytek microwave sensors, it can achieve switch function, two-stage/three-stage dimming function, or light control priority function
- Built in installation of power supply, compatible with various long strip lamps
- Multiple current versions can be set by dialing the code to set the current gear



Induction Drive

Short Circuit Protection

Over Temperature Protection

Open Circuit Protection

Output Current Selection function

5-year Warranty

Flicker-free

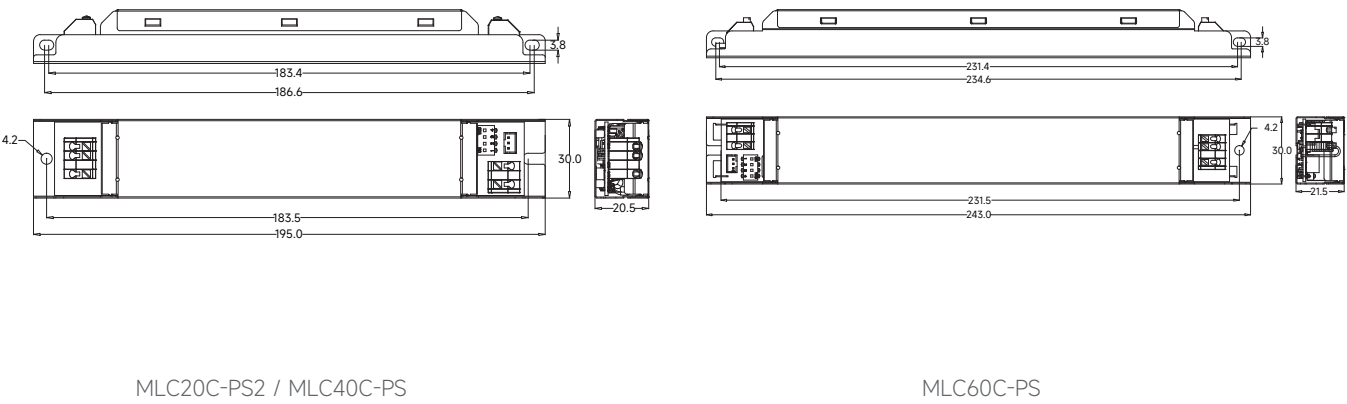
ERP




## Key Parameter / Dimension Diagram

	MLC20C-PS2	MLC40C-PS	MLC60C-PS
Rated Voltage	100-240V AC, 50/60Hz	100-240V AC, 50/60Hz	100-240V AC, 50/60Hz
Output Parameters	350-700mA 9-30V DC	450-900mA 9-45V DC	500-1050mA 9-56V DC
Auxiliary Output Voltage	8.5V DC	8.5V DC	8.5V DC
Auxiliary Output Power Supply	25mA	25mA	25mA
Standby Power	≤0.5W	≤0.5W	≤0.5W
Output Interface	PWM	PWM	PWM
Protection Grade	IP20	IP20	IP20
Networking Method	N/A	N/A	N/A

Unit: mm



## Adapted Luminaires



## Application Scenarios



# MLC25C-PS /MLC40C-PS1 / MLC65C-PS

Induction Driven



## Product Features

- Standby power consumption ≤ 0.5W, meeting the latest ERP energy efficiency requirements
- Isolated flicker free LED driver power supply+12V auxiliary power supply split design, suitable for various sensors or wireless smart devices ability module
- Combined with Merrytek microwave sensors, it can achieve switch function, two-stage/three-stage dimming function, or light control priority function
- Built in installation of power supply, compatible with various long strip lamps
- Multiple current versions can be set by dialing the code to set the current gear

Induction Drive

Short Circuit Protection

Over Temperature Protection

Open Circuit Protection

Output Current Selection function

5-year Warranty

Flicker-free

ERP



MLC25C-PS

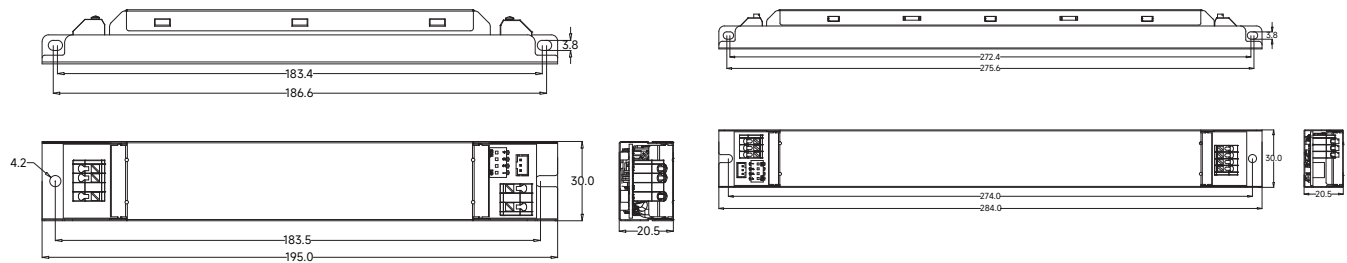
MLC40C-PS1

MLC65C-PS

## Key Parameter / Dimension Diagram

	MLC25C-PS	MLC40C-PS1	MLC65C-PS
Rated Voltage	100-240V AC, 50/60Hz	100-240V AC, 50/60Hz	100-240V AC, 50/60Hz
Output Parameters	300-700mA 9-42V DC	600-1050mA 9-42V DC	1200-1600mA 15-42V DC
辅助输出电压	12V DC	12V DC	12V DC
辅助输出电流	100mA	100mA	100mA
Standby Power	≤0.5W	≤0.5W	≤0.5W
Output Interface	PWM	PWM	PWM
Protection Grade	IP20	IP20	IP20
Networking Method	N/A	N/A	N/A

Unit: mm



MLC25C-PS / MLC40C-PS1

MLC65C-PS

## Adapted Luminaires



Tri-proof Light

Ceiling Light

## Application Scenarios



Parking Lot

Warehouse

Hallway


# MC085S Series


AC Controller


## Product Features


- Global patented low impedance anti-interference antenna technology that can adapt to various installation environments
- The product is compatible with two modes: light control switch function and induction switch function
- The product is available in two styles: plug-in or lead connector
- Induction parameters can be set by dialing the code


CE  
RED


  
Movement Detection


  
Extremely Low Impedance

  
Light Sensing Threshold

  
Load Capacity

  
Switch Function

  
Parameter Adjustment

  
5-year Warranty



MC085S RA

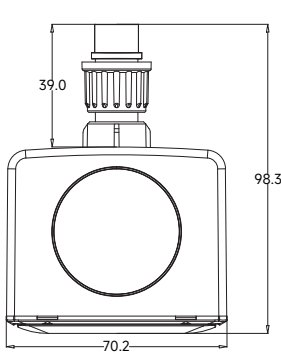


MC085S RB

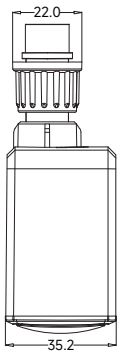
## Key Parameter / Dimension Diagram

	MC085S RA	MC085S RB
Operating Frequency	5.8GHz ± 75MHz , ISM frequency band	5.8GHz ± 75MHz , ISM frequency band
Rated Load	400W@230V AC(Inductive Load), 800W@230V AC(Resistive Load)	400W@230V AC(Inductive Load), 800W@230V AC(Resistive Load)
Rated Voltage	100-240V AC	100-240V AC
Output Signal	ON/OFF signal	ON/OFF signal
Standby Power	≤0.5W	≤0.5W
Installation Height	3m(Typical Value) / 6m(Maximum Value)	3m(Typical Value) / 6m(Maximum Value)
Detecting Radius	≥3m	≥3m
Protection Grade	IP65	IP65
Networking Method	N/A	N/A

Unit: mm



MC085S RA



MC085S RB

## Adapted Luminaires



Projection Lamp



Flood Light

## Application Scenarios



Outdoor Wall



Courtyard

Other Lighting Series

MS02

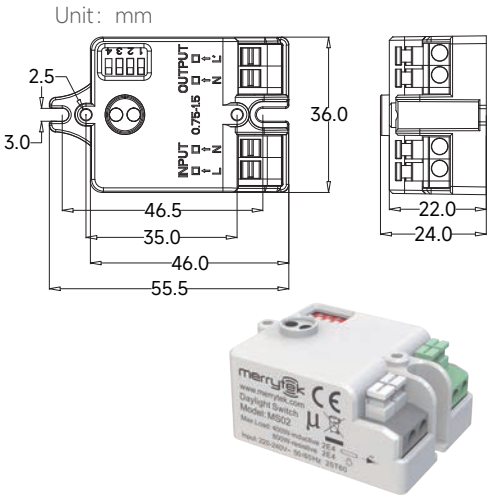
Product Features

- Miniature light container that can effectively distinguish between artificial light and natural light
- Can be used with built-in lighting fixtures
- Automatic light on (dusk time)/automatic light off (dawn time)



Key Parameter / Dimension Diagram


MS02	
Rated Load	800W(Resistive Load) / 400W(Inductive Load)
Rated Voltage	100-240V AC, 50/60Hz
Output Signal	ON/OFF signal
Standby Power	≤0.5W
Installation Height	3m(Typical Value) / 6m(Maximum Value)
Protection Grade	IP20
Networking Method	N/A



Adapted Luminaires



Application Scenarios



MS23 Z

Product Features



- 12V DC input, suitable for LED power supply with 12V DC auxiliary power output
- In conjunction with a 0-10V dimming power supply, the light control priority function enables automatic on/off of lights and adaptive light control for lights, The brightness is automatically adjusted according to the brightness changes of natural light in the external environment
- Zhaga Book 18 interface, light control priority and light control adaptive
- Installation height 2.0-12.0 meters, suitable for line lights, three proof lights, UFO
- All brightness and darkness parameters are set through the remote control

Key Parameter / Dimension Diagram

MS23 Z	
Rated Voltage	12±1V DC
Output Signal	0-10V DC dimming signal
Working Current	<10mA
Protection Grade	IP65
Networking Method	N/A



Adapted Luminaires



Application Scenarios





# MS10 Series

## Product Features

- Unique optical structure design solves the problem of poor constant light accuracy
- Using a 16 bit encoding switch to set the target illumination, debugging is convenient and fast, and visual operation is available
- Easy switching between two installation methods, flexible matching of lamp installation or independent installation



The distinction between artificial light (LED) and natural light



Light Control Adaptive



0-10V Dimming



Parameter Adjustment



5-year Warranty



MS10 A

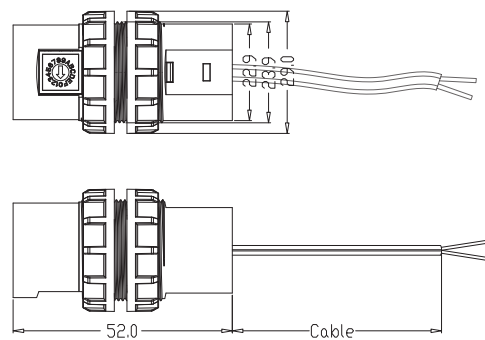


MS10 B

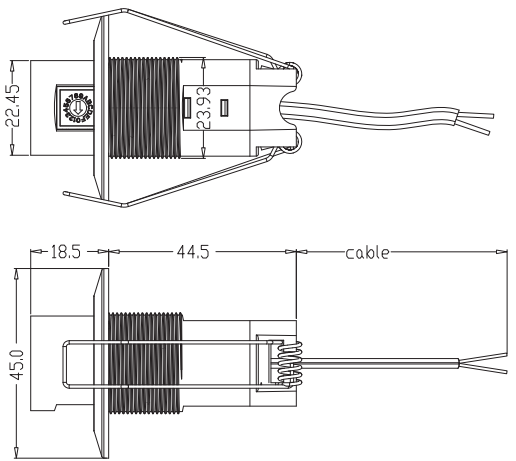
## Key Parameter / Dimension Diagram

	MS10 A	MS10 B
Rated Voltage	1-10V DC	1-10V DC
Output Signal	1-10V DC dimming signal	1-10V DC dimming signal
Working Current	<50mA Non constant current source	<50mA Non constant current source
Protection Grade	IP20	IP20
Networking Method	N/A	N/A

Unit: mm



MS10 A



MS10 B

## Adapted Luminaires



Panel Light



Linear Light

## Application Scenarios

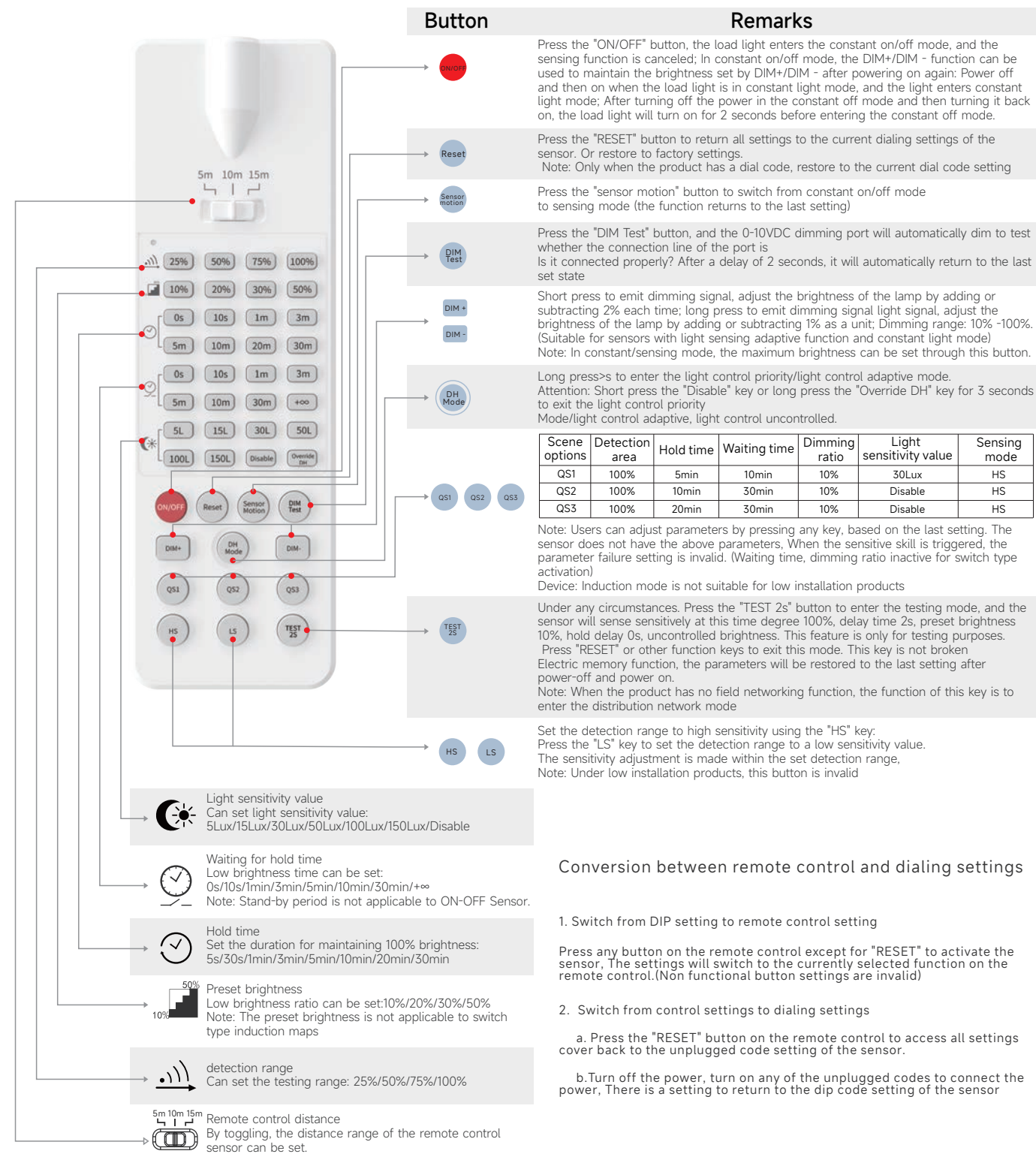


Office



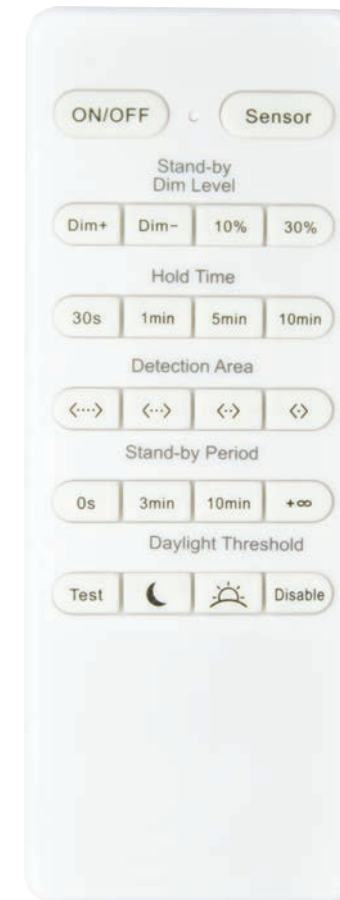
Classroom



# MH10



Note: In combination with different products,  
The button functions of the remote control may vary, please refer to the remote control instructions on the  
specific product acceptance certificate for accuracy!

# MH16



Button	Function	Description
ON/OFF	Normal ON/OFF	Press the ON/OFF button, sensing function is canceled and the light will remain ON/OFF. Sensor has power-off memory function, that is: Power on again under the "ON" mode of the load lamp, the load lamp enters "ON" mode. Power on again under the "OFF" mode of the load lamp, the load lamp enter the normally "OFF" mode after on for 2s.
Sensor	Recover sensing	Press the Sensor button, the light flashes once, the induction mode is restored, and the parameters are restored to the last parameter setting.
Dim+	Increasing Brightness	Short press increase 5%, adjustment range 50%-100%, long press can be continuous dimming. Power on again : 100% brightness for 2s and then to the set brightness.
Dim-	Reducing Brightness	Short press reduce 5%, adjustment range 50%-100%, long press can be continuous dimming. Power on again : 100% brightness for 2s and then to the set brightness.
Stand-by Dim Level	Low Brightness	10%, 30%
Hold Time	100% Brightness	30s, 1min, 5min, 10min
Detection Area	Detection Area	100% <···>, 75% <··>, 50% <·>, 25% <>
Stand-by Period	Stand-by Time	0s, 3min, 10min, +∞
Test	TEST Button	Press Test button, Detection Area 100%, Hold time 2s, Stand-by Period 0s, Stand-by Period 10%, Daylight Sensor Disable; Restore to the previous induction setting after power again.
Daylight Threshold	Threshold	15lux  , 50lux  , Disable

Remote Control Series

### Conversion between remote control and dialing settings

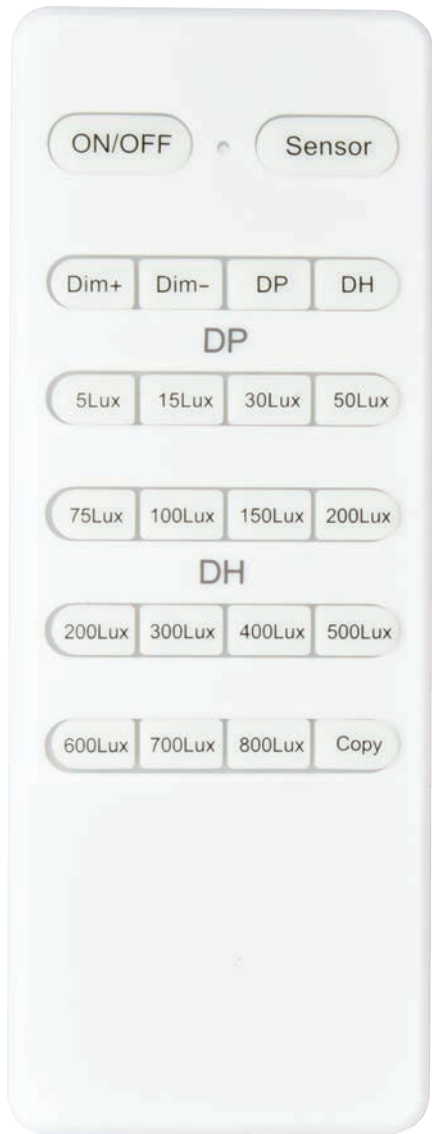
1. Switch from DIP setting to remote control setting  
  
Press any button on the remote control except for "RESET" to activate the sensor, The settings will switch to the currently selected function on the remote control.(Non functional button settings are invalid)
2. Switch from control settings to dialing settings
  - a. Press the "RESET" button on the remote control to access all settings cover back to the unplugged code setting of the sensor.
  - b. Turn off the power, turn on any of the unplugged codes to connect the power, There is a setting to return to the dip code setting of the sensor

MH17



Function	Button	Remarks																		
Screen wake-up		Short press to wake the screen when off.																		
One-click transmission of all parameters		Short press to transmit the parameters displayed on the screen. The transmission will take 3-5 seconds, during this period, make sure the remote control is aimed at the sensor. The lamp will flash once if transmit successfully.																		
Transmit a single parameter		Short press to transmit the flashing parameter on the screen, and the light will flash once after successful transmission.																		
Parameters & configuration		Press  button to select parameter items, and press  to choose desired gear or value.																		
		1. General parameters (see Figure 1)																		
		<table><tr><th>Icons</th><th>Parameter Items</th><th>Options</th></tr><tr><td>D</td><td>Detection Sensitivity</td><td>100%/75%/50%/25%</td></tr><tr><td>LUX</td><td>Daylight Sensor</td><td>5lux/15lux/30lux/50lux/100lux/150lux/999 (999: daylight sensor disable)</td></tr><tr><td>SD</td><td>Stand-by Dim Level</td><td>15%/20%/30%/50%</td></tr><tr><td></td><td>Hold time</td><td>5s/30s/1min/3min/5min/10min/20min/30min</td></tr><tr><td></td><td>Stand-by Period</td><td>0s/10s/1min/3min/5min/10min/30min/99(99: stand-by period +∞)</td></tr></table>	Icons	Parameter Items	Options	D	Detection Sensitivity	100%/75%/50%/25%	LUX	Daylight Sensor	5lux/15lux/30lux/50lux/100lux/150lux/999 (999: daylight sensor disable)	SD	Stand-by Dim Level	15%/20%/30%/50%		Hold time	5s/30s/1min/3min/5min/10min/20min/30min		Stand-by Period	0s/10s/1min/3min/5min/10min/30min/99(99: stand-by period +∞)
		Icons	Parameter Items	Options																
		D	Detection Sensitivity	100%/75%/50%/25%																
LUX	Daylight Sensor	5lux/15lux/30lux/50lux/100lux/150lux/999 (999: daylight sensor disable)																		
SD	Stand-by Dim Level	15%/20%/30%/50%																		
	Hold time	5s/30s/1min/3min/5min/10min/20min/30min																		
	Stand-by Period	0s/10s/1min/3min/5min/10min/30min/99(99: stand-by period +∞)																		
2. Wireless grouping parameters (see Figure 2, only available for sensors with wireless networking function)																				
<table><tr><th>Icons</th><th>Parameter Items</th><th>Options</th></tr><tr><td>Tx</td><td>Transceiver (Master device transmit group code)</td><td>A total of 16 groups can be set from 00 to 15, and sensors in the same group can network with each other</td></tr><tr><td>Rx1 Rx3 Rx2 Rx4</td><td>Receiver (Slave device receive group code)</td><td>16 groups can be set from 00 to 15 respectively, and wireless signals with the same group code as Tx can be received</td></tr></table>	Icons	Parameter Items	Options	Tx	Transceiver (Master device transmit group code)	A total of 16 groups can be set from 00 to 15, and sensors in the same group can network with each other	Rx1 Rx3 Rx2 Rx4	Receiver (Slave device receive group code)	16 groups can be set from 00 to 15 respectively, and wireless signals with the same group code as Tx can be received											
Icons	Parameter Items	Options																		
Tx	Transceiver (Master device transmit group code)	A total of 16 groups can be set from 00 to 15, and sensors in the same group can network with each other																		
Rx1 Rx3 Rx2 Rx4	Receiver (Slave device receive group code)	16 groups can be set from 00 to 15 respectively, and wireless signals with the same group code as Tx can be received																		
3. Other parameters ( MC, MLC series products not applicable)																				
<table><tr><th>Icons</th><th>Parameter Items</th><th>Options</th></tr><tr><td>SE</td><td>Scene selection</td><td>A total of 10 scenes can be set from 01 to 10</td></tr><tr><td>CH</td><td>Channel setting</td><td>A total of 30 channels can be set from 01 to 30</td></tr></table>	Icons	Parameter Items	Options	SE	Scene selection	A total of 10 scenes can be set from 01 to 10	CH	Channel setting	A total of 30 channels can be set from 01 to 30											
Icons	Parameter Items	Options																		
SE	Scene selection	A total of 10 scenes can be set from 01 to 10																		
CH	Channel setting	A total of 30 channels can be set from 01 to 30																		
Enable low sensitivity mode		Short press to enable low sensitivity mode for a single product, the screen will display "L" and the lamp will flash once after successful setting. This mode can be applied in highly reflective environments where the sensor is unable to turn off the light.																		
Enable daylight priority/ daylight harvesting mode		Short press and the screen display "P" to enable daylight priority mode, the lamp flashes once after successful setting. The lamp will be turned on when the lux level is below pre-set turn on value and turned off when lux level exceeds the pre-set turn off value (see Figure 3).																		
		<table><tr><th>Setting</th><th>Light ON below</th><th>Light OFF exceeds</th></tr><tr><td>5Lux/15Lux/30Lux/50Lux</td><td>5Lux/15Lux/30Lux/50Lux</td><td>150Lux</td></tr><tr><td>100lux</td><td>100lux</td><td>200Lux</td></tr><tr><td>150lux</td><td>150lux</td><td>300Lux</td></tr></table>	Setting	Light ON below	Light OFF exceeds	5Lux/15Lux/30Lux/50Lux	5Lux/15Lux/30Lux/50Lux	150Lux	100lux	100lux	200Lux	150lux	150lux	300Lux						
Setting	Light ON below	Light OFF exceeds																		
5Lux/15Lux/30Lux/50Lux	5Lux/15Lux/30Lux/50Lux	150Lux																		
100lux	100lux	200Lux																		
150lux	150lux	300Lux																		
		Short press "P" to quit daylight priority mode. The lamp flashes 1 time. "P" will not displayed on the screen.																		
Dim level		Short press  to increase the dim level by 2% each time. Long press to continuously increase the brightness.																		
		Short press  to decrease dim level by 2% each time. Long press to continuously decrease the brightness, with a minimum brightness of 15% (The minimum brightness of some products can be adjusted to 50%. Please refer to the actual product for specific details).																		
Quick setting		Long press to save parameters displayed on the screen to the QS (Quick Setting) mode. When need to quickly set parameters for a single lamp, briefly press this button to recall the stored parameters, then short press  to quickly configure each parameter, the light will flash once after successful setting.																		
Disable sensor mode/ light permanently OFF		Short press to turn off the sensor function. The light will flash once after successful setting. If multiple products are in the same group, briefly press to turn off the sensor function for all products in the same group. Long press to turn off the light, which can be controlled to permanently OFF. If there are several lights in the same group, all lights will be OFF.																		
Enable sensor mode/ light permanently ON		Short press to restore the sensor function. The light will flash once after successful setting, and sensor parameters will be the last configured settings. If multiple products are in the same group, briefly press to turn on the sensor function for all products in the same group. Long press to turn ON the light, which can be controlled to permanently ON. If there are several lights in the same group, all lights will be ON.																		
Reset		Briefly press to reset the sensor, and light flash once, restoring the sensor parameters to the default factory settings.																		
Turn the screen backlight on/off		Long press to turn the screen backlight on/off. Short press to turn the sensor indicator on/off (if available).																		
Enable wireless settings options/ wireless networking function		Long press to open the wireless settings options on the remote control. Briefly press to enable the wireless networking function. Upon successful setting, the light will flash once.																		
Disable wireless settings options/ wireless networking function		Long press to close the wireless settings options on the remote control. Briefly press to disable the wireless networking function. Upon successful setting, the light will flash once.																		
Look up		Short press to query the specific parameter settings of the current wireless networking sensor. Upon successful query, the sensor will flash once, and the screen will display all sensing parameters and networking parameters of the sensor. Note: 1. After each query, wait 5 seconds before querying again. 2. Sensors without wireless networking function not available for parameter query.																		
Synchronize		Short press to synchronize the current sensor parameter settings to other sensors in the same group (network settings cannot be synchronized). The synchronization process takes 3-5 seconds, during this period, make sure the remote control is aimed at the sensor. Upon successful synchronization, the lights in the same group will flash three times.																		
Network pairing		For sensors with Bluetooth or ZigBee networking function, long press this button to put the sensor into pairing mode and the light flash.																		
Color temperature control		Briefly press to adjust the color temperature if the sensor supports color temperature control Color temperature option: 2700K/3000K/3500K/4000K/4500K/5000K																		
Switch sensor mode		Short press to switch sensor modes (if the sensor supports the corresponding modes) M: motion mode MS: motion + minor motion MB: motion + breathing MBS: motion + minor motion + breathing																		

MH23



Button	Remarks
ON/OFF	Press the "ON/OFF" button to set the light fixture to be constantly on and off. Press the Sensor button to exit and return to the previous set parameters
Dim+ Dim-	Short press the "Dim+", "Dim -" keys to adjust the brightness of the lamp in units of 5%
DP	DP "for light control priority mode defaults to 30Lux: Light control values: 5Lux/15Lux-/30Lux/50Lux/75Lux/100Lux/150Lux/200Lux
DH	"DH" is the default light controlled adaptive mode with 400Lux: Adaptive range: 200Lux/300Lux/400Lux /500Lux/600Lux/700Lux/800Lux
Copy	"Copy" to learn the current value as adaptive brightness
Initialization	When the sensor is powered on for the first time, the light will turn on at 100% brightness and the voltage at the 0-10V port will turn on and off for 10 seconds.
Factory setting	Enable value 5Lux, disable value 150LuX.