

# Specification

**Product Name:** DC Controller (PIR)

**Product Model:** MC079D IR2 series

Versions	Release/ change Date	Reason	Publishing
V1.0	2025.03.14		James.Guo

## 【Product Feature】

- Thimble interface; Earphone interface; Zhaga interface
- 15 meters maximum installation height, suitable for most warehouses
- PIR motion detector for High Bay Lights.
- IP65 design
- Sensor parameters can be adjusted by remote
- High mounting PIR sensor



MC079D IR2 A

MC079D IR2 DI

MC079D IR2 Z

## 【Parameters】

Input				
Rated voltage	12±1VDC			
Operating Voltage	12V DC			
Ripple voltage	<100mVp-p			
output				
Output signal	0 -10VDC dimming signal			
Sensor parameters				
Detection mode	PIR detection			
Daylight priority	Switch ON	5Lux/15Lux/30Lux/50Lux	100Lux	150Lux
	Switch OFF	150Lux	200Lux	300Lux
Dimming level	10%(1.4-1.6V) 20%(1.9-2.1V) 30%(2.9-3.1V) 50% (4.9-5.1V)			
Detection range (radius)	2-4m (indoor, sensitivity 100%,no direct sunlight to sensor)			
Installation height	Typical 12m (15m Max ), see note 1 & 2			
Environment				
Working temperature(Ta)	-20℃-55℃			
Storage temperature	-40℃~+80℃ Humidity: ≤85% (non-condensing)			
Certification standards				
Certified	CE UL-60730-1			
Environmental requirements	Comply with RoHS 2.0 , Reach requirements			

IP Rating	IP65
<b>Other</b>	
Wiring	Thimble interface
Installation requirements	Mount center or side of highbay
Packaging requirements	Clapboard + Carton(K=A)
Net weight	36.5 ± 3g
Lifetime	5years warranty @Ta (indoor)

**Note:**

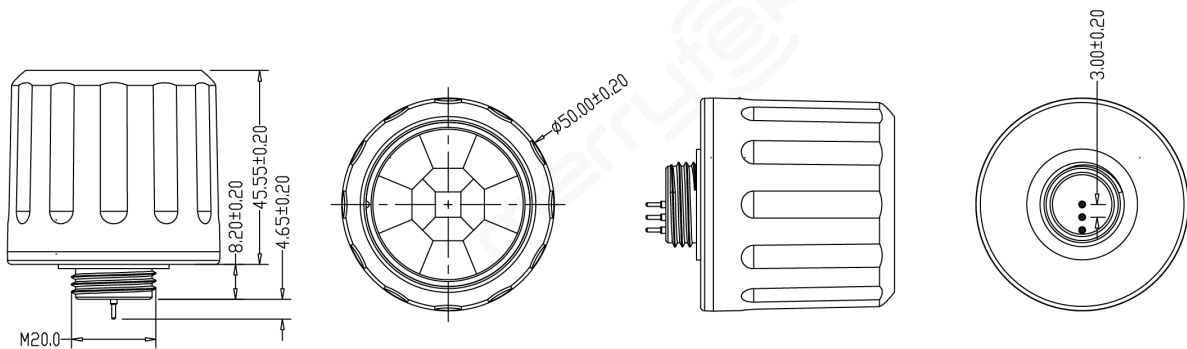
1. When ambient temperature approaches the human body temperature range (36°C~37°C/96.8~98.6°F), PIR motion detection will significantly weaken or non-responsive.
2. When ambient temperature or LED tray temperature is higher than 55°C/131°F, false triggering may happen, please try to reduce detecting sensitivity to improve. If stays false triggering, the PIR sensor should not suitable to be used in the space.

### 【Function description】

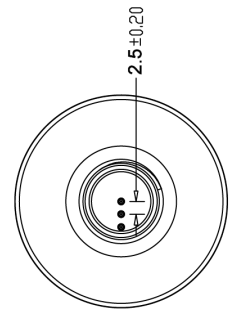
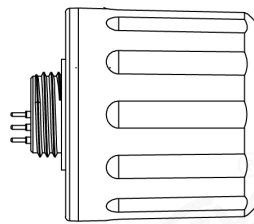
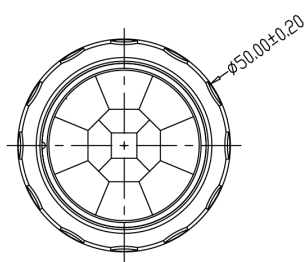
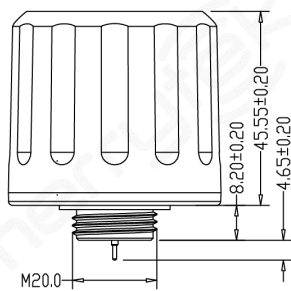
- |   |   |
|---|---|
| <input checked="" type="checkbox"/> ON-OFF function   | Stand-by Period be set to "0s"  |
| <input checked="" type="checkbox"/> 2-step dimming    | Stand-by Period be set to "+∞"  |
| <input checked="" type="checkbox"/> 3-step dimming    | Stand-by Period be set to "10s/1min/3min/5min/10min/30min"                                |
| <input checked="" type="checkbox"/> Daylight priority | Remote press DH Mode and Daylight Sensor be set to "5Lux/15Lux/30Lux/50Lux/100Lux/150Lux" |
| <input type="checkbox"/> Daylight harvesting          | N/A   |

### 【Product Information】

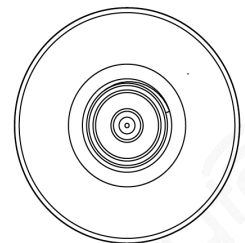
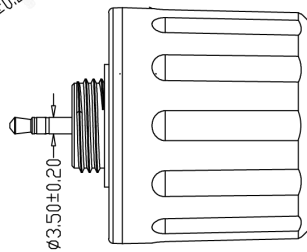
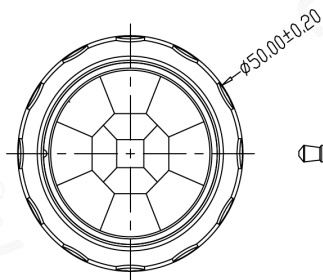
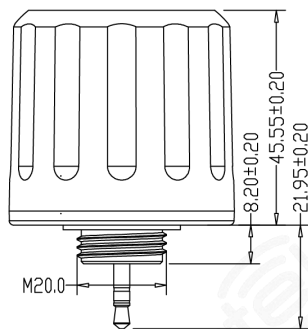
- Dimension (Unit: mm)



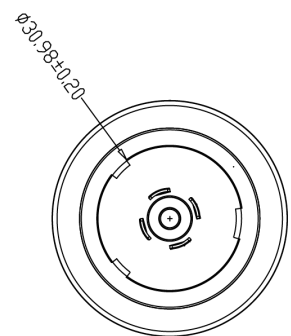
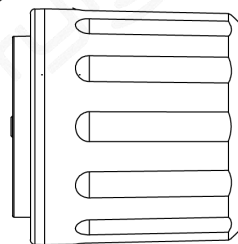
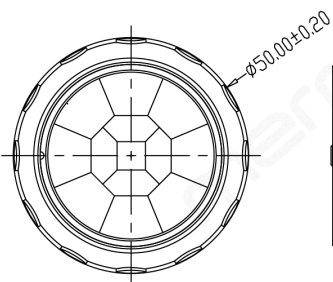
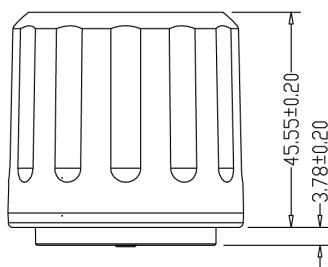
MC079D IR2 A(pin3.0)



MC079D IR2 A(pin2.5)

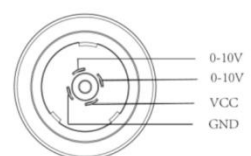
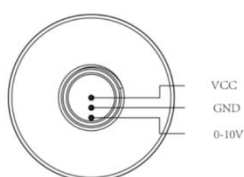


MC079D IR2 DI



MC079D IR2 Z

● Function

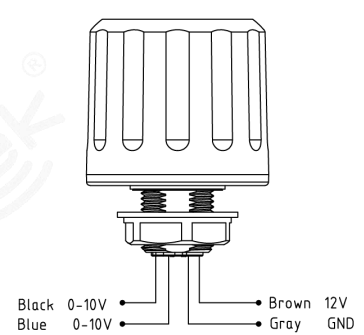
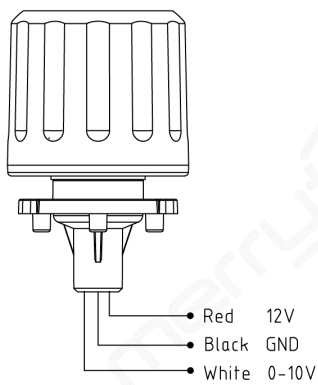
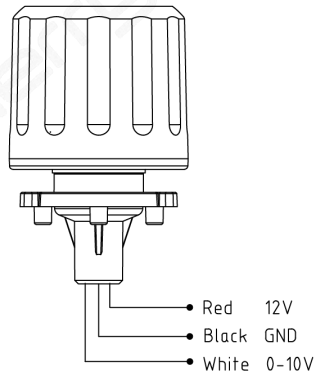


MC079D IR2 A

MC079D IR2 DI

MC079D IR2 Z

## ● Wiring

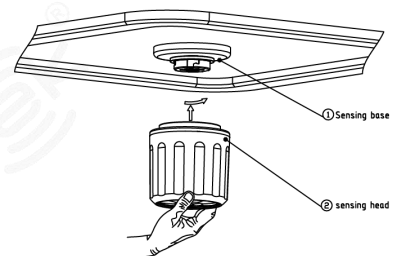
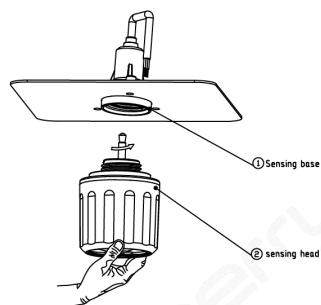
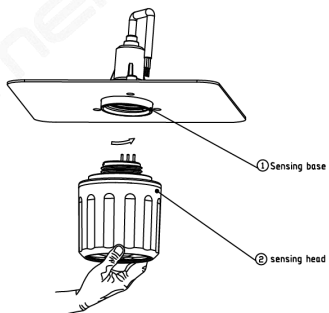


MC079D IR2 A

MC079D IR2 DI

MC079D IR2 Z

## ● Installation Instruction



MC079D IR2 A

MC079D IR2 DI

MC079D IR2 Z

## 【Detection Range】



### **【Initialization】**

After switch on power, sensor will be warmed 45-60s then start to work.

### **【Default setting】**

Sensitivity: 100%, Hold time: 5s, Daylight sensor: Disable, Stand by period: 0s, Stand by DIM Level: 10%

### **【Application Notice】**

- The sensor should be installed by a professional electrician. Please turn off the power before installing, wiring and changing parameters.
- PIR sensor can't penetrate any materials, please make sure no obstacle between sensor and moving people/object.
- Sensor may hard to detect people if wear thick clothes in cold winter.
- Heat signals will be regarded as moving signals to trigger the sensor. Avoid facing sensor to air condition or other heating source.
- Sensor is for indoor use only. Outdoor sunlight could affect the detection of sensor.
- Due to continuous improvement, the contents of this instruction could be changed without prior notice.
- The dimming performance could be different when work with different 0-10V drivers.
- The daylight threshold is measured in a sunny environment without shadow and ambient light diffuse reflection. Ambient lux level could be different in different environment, weather, climate, time-of-day



and season.

- Detection distance is related to height of people, mounting height, mounting angle, working environment temperature and etc. When ambient temperature approaches the human body temperature range ( $36^{\circ}\text{C}\sim 37^{\circ}\text{C}/96.8\sim 98.6^{\circ}\text{F}$ ), PIR motion detection will significantly weaken or non-responsive. When ambient temperature or LED tray temperature is higher than  $55^{\circ}\text{C}/131^{\circ}\text{F}$ , false triggering may happen, please try to reduce detecting sensitivity to improve. If stays false triggering, the PIR sensor should not suitable to be used in the space.
- Given detecting area is typical value that was measured by 165cm high testers in an indoor open environment.
- This product have to use with voltage-stabilized DC power supply whose input voltage is stable and ripple factor is low(ripple factor is lower than 100mV; load current is greater than 25mA).
- When installing in new environment, please install and test at least 5pcs product firstly before mass installation.
- PIR is a pyroelectric infrared sensor that detects changes in infrared rays. Pls pay attention to the following matters during actual use, such as: detecting heat sources other than the human body, the temperature of the heat source does not change or the heat source does not move, and other related environmental factors and violations of the PIR application principle impact.
- When detecting heat sources other than the human body due to the following phenomena, the PIR may be falsely triggered.
  1. When small animals enter the detection range
  2. When far-infrared rays from sunlight, car headlights, incandescent lamps, etc. are directly exposed to the sensor
  3. When the temperature in the detection range changes drastically due to warm air, cold air from cold greenhouse equipment, water vapor from humidifiers, etc.
- When detecting heat sources due to the following phenomena, the PIR may not trigger
  1. When there are substances such as glass and acrylic that block the transmission of far-infrared rays between the sensor and the detection object.
  2. The heat source within the detection range hardly moves or moves at high speed.